

Sampler Booklet

Designer | RUBY™ 90

Husqvarna® VIKING®

DESIGNER RUBY™ 90 Sampler Book

68015994 VIKING, KEEPING THE WORLD SEWING & Design, THREAD VELVET, DELUXE, INSPIRA AND DESIGNER RUBY are trademarks of K SIN Luxembourg II, S.r.l. HUSQVARNA and the "H" Crown Device are trademarks of Husqvarna AB and are used under license. ©2020 K SIN Luxembourg II, S.r.l. All rights reserved.



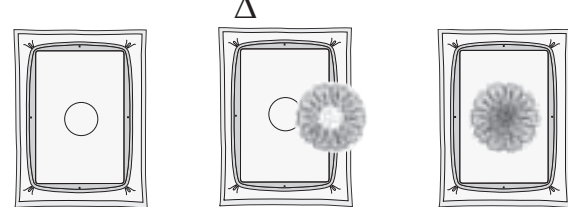
www.myembroideries.com  
www.husqvarnaviking.com

# DESIGNER RUBY™ 90 Sampler

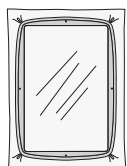
Eyelet



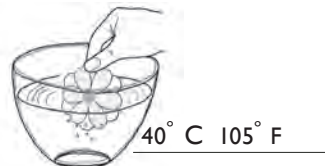
Pop-Up Embroidery



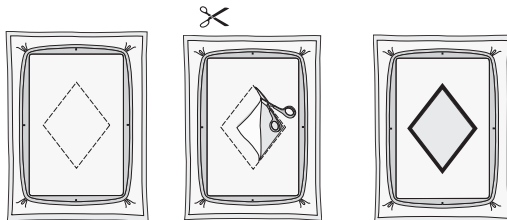
Heavy weight water soluble



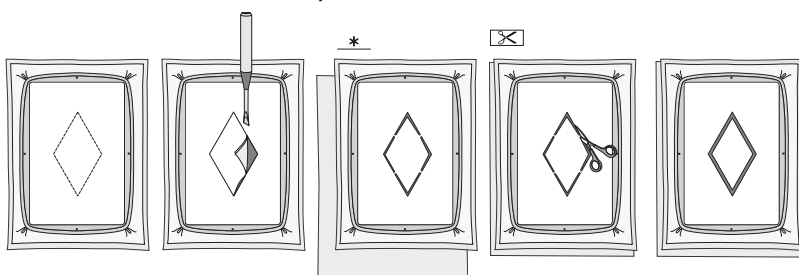
Freestanding Embroidery




Cutwork with scissors



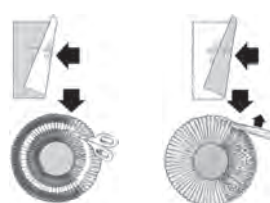
Cutwork Needle Embroidery



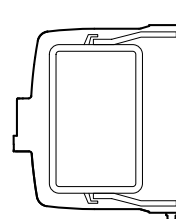
Appliqué



Chenille



Endless Embroidery



## Categories:

- A Signature
- B Golden C
- C Children
- D Theme
- E Quilt
- F Frames and borders
- G Fantasy
- H Holiday
- J Lace
- K Kitchen and home
- L Hearts and Butterflies
- M Flower garden
- N Small designs

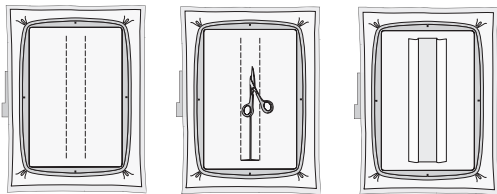
Gütermann Sulky and Robison-Anton thread numbers are given for each design.

### © Lace insertion border

Hoop fabric and heavy water soluble stabilizer

Step 1

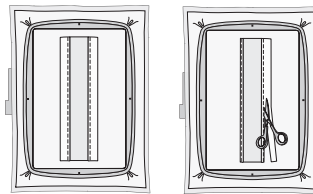
© 1



Embroider color #1. Cut fabric only between the stitched seams and fold and finger press the fabric over the stitching to each side.

Step 2

© 2



Embroider color #2. Trim away the excess fabric outside the stitching.

### Designs with THREAD VELVET™ technique

Cutting instructions to finish THREAD VELVET™ Embroidery:




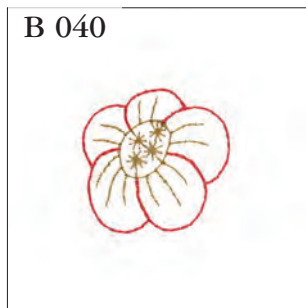

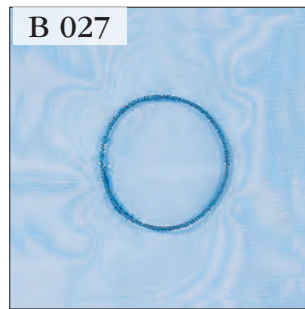


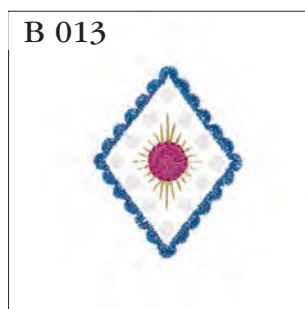
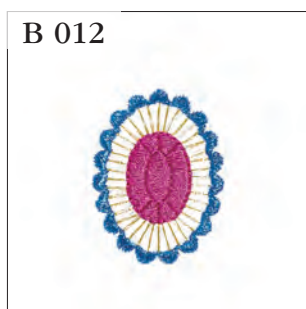


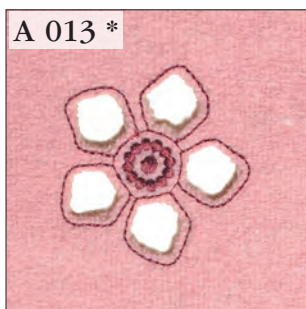




To create the THREAD VELVET™ effect, cut the satin stitch down the middle from the right side. Avoid cutting the very last underlay of stitches for the best result.

To secure the thread for laundering, add textile glue to the wrong side of the embroidery to secure the threads.



Seam ripper I40000165







B 064



B 065



B 066



B 068



B 072 \*



B 073 \*



B 074 \*



B 075 \*



B 084 \*



B 091



B 092



B 094 \*



B 098



B 103



B 104



B 110



B 122 \*



B 128



B 129



B 130



B 140



B 141




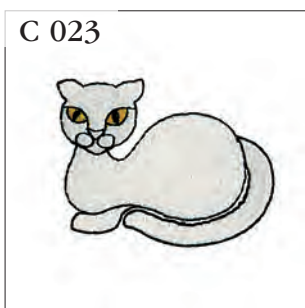







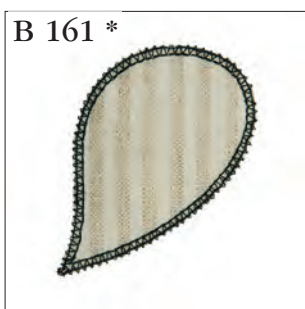

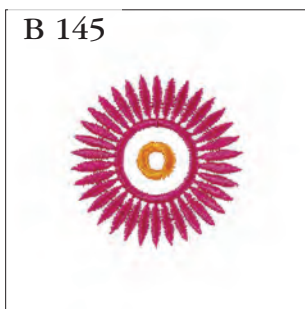



B 142



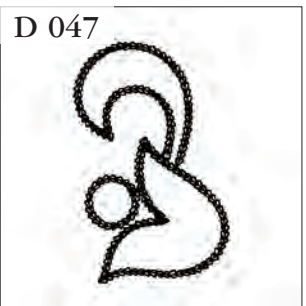


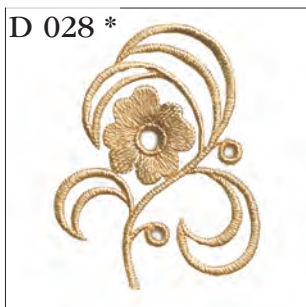
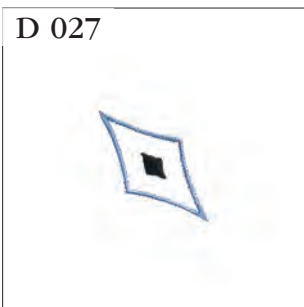
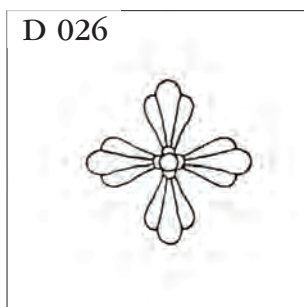
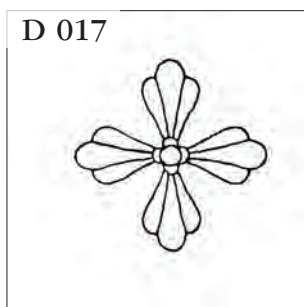
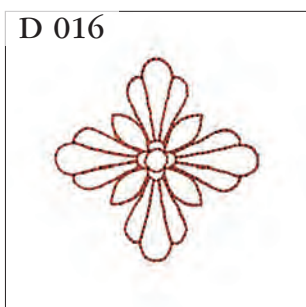





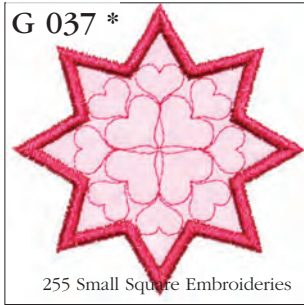
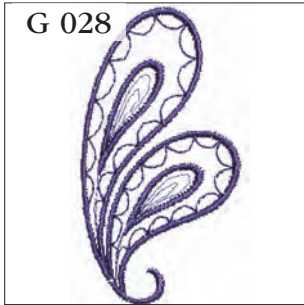
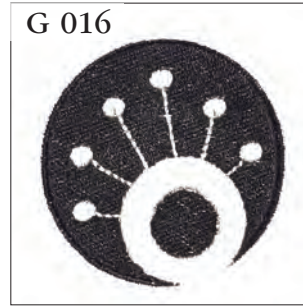

B 143











255 Small Square Embroideries



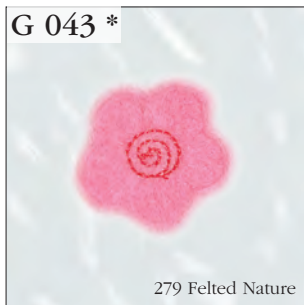
255 Small Square Embroideries



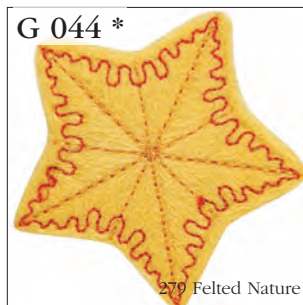
252 Yarn Art Freestanding



279 Felted Nature



279 Felted Nature



279 Felted Nature



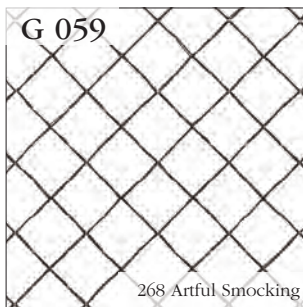
281 Refined Fabric



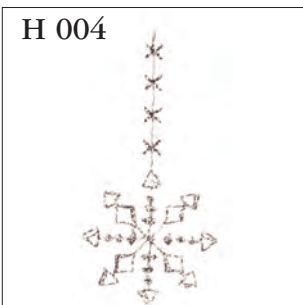
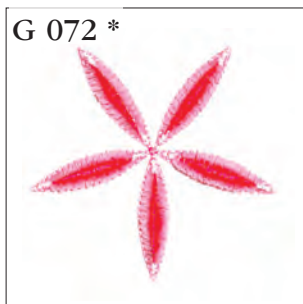

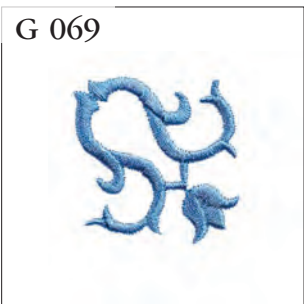
230 Easy Cutwork



268 Artful Smocking



268 Artful Smocking



265 Christmas Lace



H 028



H 034



H 037



H 040

JE T'AIME

J 004



J 005



J 016 \*



259 Crochet by Machine

K 001



K 004



K 009



K 010



K 011



K 012



K 013



K 014



K 015



K 016



K 017



K 018



K 019



K 020



K 021


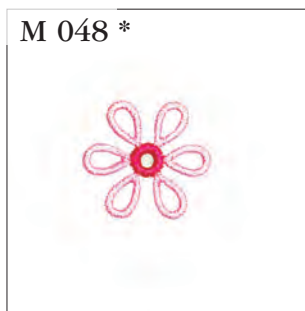
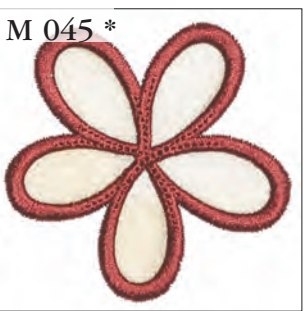

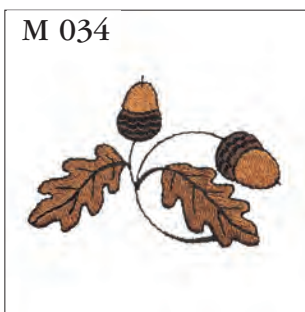








K 022



K 023





M 053



M 054



M 055



M 056



M 058



M 059 \*



M 063



M 065



M 066



M 071



M 077 \*



80 Sparkling Flowers

N 001



N 002



N 003



N 004



N 005



N 006



N 007



N 008



N 009



N 010



N 011



N 012



N 013







80x80 mm 50%

N 038



N 039



N 040







C 029 	C 030 	C 031 	C 033 	C 034 	C 035 
C 038 	C 039 	C 049 * 	C 050 * 	C 051 *  129 Pop-Up-Pals	C 052 *  129 Pop-Up-Pals
C 053  31 Penny Squares	C 054 	C 055 	D 003 * 	D 010 	D 011 
D 020 	D 021 	D 023 	D 024 	D 025 	D 035 
D 040 	D 045 	E 001 	E 002 	E 003 	E 004 
E 005 	E 007 	E 018 	E 019 	F 003 	F 008 
F 012 	F 025 	F 026 	G 020 * 	G 023 	G 034 *  251 Dimensional Elements
G 035 *  178 Mega Decor	G 036 *  178 Mega Decor	G 046 * 	G 047 * 	G 050 *  239 Cut work technique II	G 052 *  239 Cut work technique II



G 063 *  212 Majestic cutwork	G 067 * 	G 068 * 	G 070 	H 013 	H 014 
H 015 * 	H 016 * 	H 017 	H 018 	H 019  95 Special Techniques for christmas	H 020  95 Special Techniques for christmas
H 022 	H 024 *  192 Holiday Dimensions	H 025 	H 033 	H 039 	H 041 
J 006 *  89 Seasons in Lace	J 007 *  166 Vintage Lace	J 008 *  89 Seasons in Lace	J 013 *  217 Precious Crochet	J 014 *  217 Precious Crochet	K 002 
K 003 	K 006 	L 002 	L 005 	L 007 	L 008 
L 009 	L 011 *  191 THREAD VELVET™	L 013 *  203 Special Techniques Butterflies	L 014 *  203 Special Techniques Butterflies	L 015 *  203 Special Techniques Butterflies	L 016 
L 019 	L 020 	M 003 	M 004 	M 006 	M 041 
M 043 	M 049 	M 057 * 	M 061 	M 062 	M 064 



M 068 \*



M 069



M 070



M 072



M 075



M 079 \*



156 Sensational Needle Effects

M 080 \*



280 Organic Creations

A 004



A 017 \*



A 018 \*



A 019 \*



B 003 \*



B 007 \*



B 008 \*



B 009



B 017 \*



B 018



B 020



B 022 \*



B 023 \*



B 032 \*




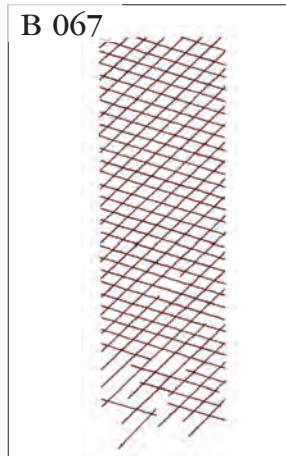



B 033 \*



B 042







B 108



B 112



B 116



B 117



B 120



B 124



B 127




B 135



B 137



B 138



B 139



B 153 \*



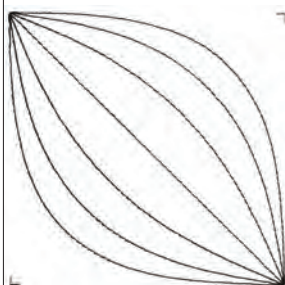
Jewelry Kit

B 156 \*

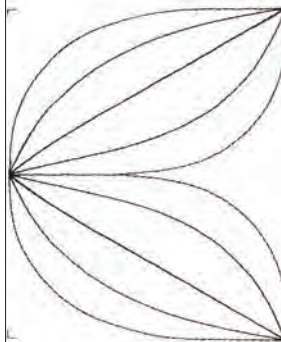


Jewelry Kit


B 162 \*








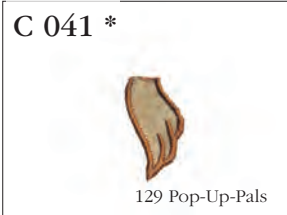
B 163 \*



C 003 \*








D 044



D 049 \*




230 Easy Cutwork

D 050 \*



230 Easy Cutwork


E 006




E 009




E 010



E 011



E 012




E 013



233 Quilted Blocks and Borders

E 014



231 Textured Quilting II

E 016 \*



238 Patchwork Quilting

E 017 \*



231 Textured Quilting II

E 020



209 Majestic Yarn Quilting

F 002



F 009



198 Candlewicking Creations

F 010





F 011 \*



65 Delicate & Dainty

F 015



F 017 \*



65 Delicate & Dainty

F 018 \*



91 Endless Insertions & Thread Work

F 019 \*



91 Endless Insertions & Thread Work

F 020 \*



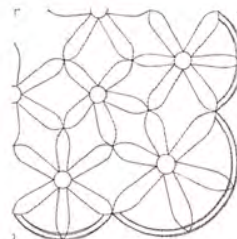
91 Endless Insertions & Thread Work

F 022



284 Mega Endless Borders and Corners

F 024



241 Mega Endless Embroideries

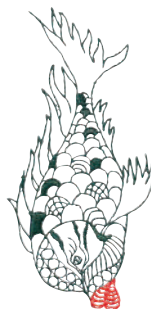
G 001



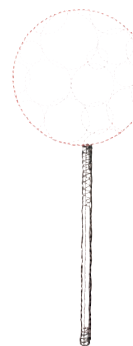
G 002



G 003



G 005



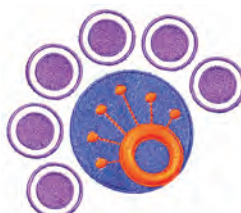
G 009



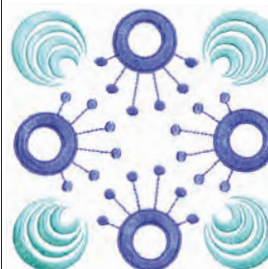
G 018



G 022



G 024



G 026



G 029



G 030



G 031



G 032




G 033 \*



G 039 \*



G 045 \*



207 Decorative with Yarn Couching

258 Texture Hoop Visions

G 051 \*



239 Cut Work Techniques 2

G 053 \*

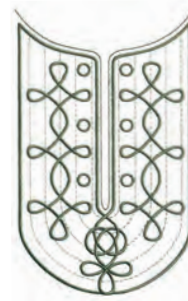


156 Sensational Needle Effects

G 054 \*



G 055



173 All Around the Edge

G 056 \*



156 Sensational Needle Effects

G 057




198 Candlewicking Creations

G 060



184 Purse-Pizzazz

G 064 \*





G 066 \*



H 002



H 005



H 007



H 009



H 029 \*



H 030 \*



H 031



INSPIRA™ 114 Easter Fun

H 032



INSPIRA™ 114 Easter Fun

H 035



INSPIRA™ 116 Halloween

H 036



INSPIRA™ 116 Halloween

J 002



J 003



J 009



185 Lovely Lace on Tulle

J 010



185 Lovely Lace on Tulle

J 011 \*



208 Endless Romantic Cotton Lace

J 012 \*



208 Endless Romantic Cotton Lace

J 015 \*



166 Vintage Lace

K 005



K 007



K 008



K 027 \*



K 028



K 029



L 006

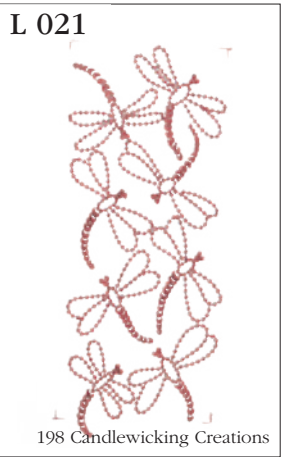


L 012 \*



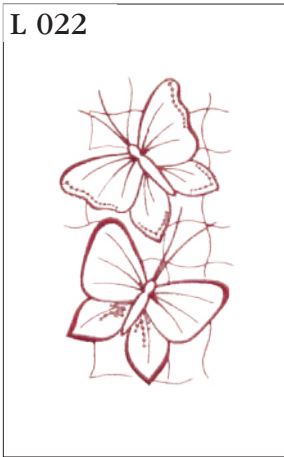
191 THREAD VELVET™

L 021



198 Candlewicking Creations

L 022



M 002



M 008 \*



178 Mega Decor

M 010



M 011 \*



197 Embellish with Yarn



M 017



M 018



M 019



M 020



M 021



M 022




M 023



M 024



M 025



213 Texture hoop ribbons and flowers

M 026



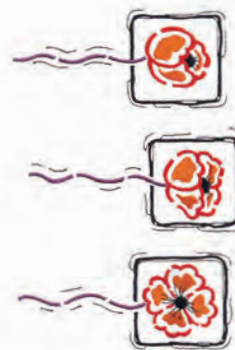
213 Texture hoop ribbons and flowers

M 027



258 Texture hoop visions

M 028



M 029 \*



230 Easy Cutwork

M 030 \*



230 Easy Cutwork

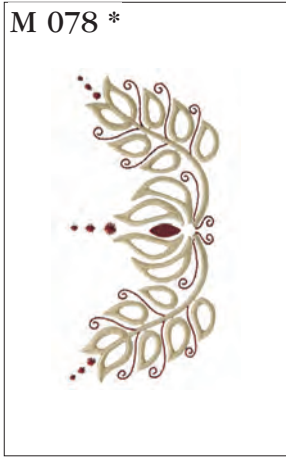

M 033



M 035







B 005 \*



B 024



B 025



B 054



B 056



B 057



B 059



B 093 \*




B 096 \*



B 105



B 113



B 114



B 115



B 146 \*



B 147



B 148 \*



B 149



C 001 \*





C 002 \*



C 004 \*



C 009 \*




C 028 \*



D 004 \*




D 018



D 019




D 022



D 043



E 008



F 006



F 007




F 021



284 Mega Endless Borders  
and Corners

F 023



241 Mega Endless Embroideries

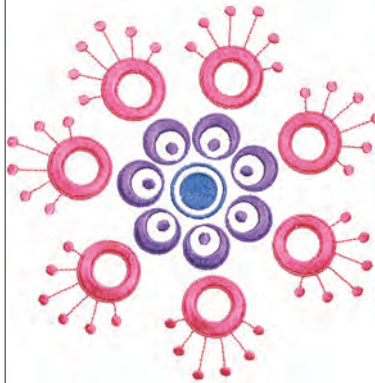
G 004



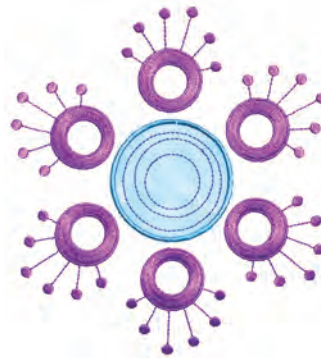
G 008



G 019



G 021 \*





G 025



G 041 \*



281 Refined Fabric

H 021 \*



H 038



M 007



M 012 \*



264 Layered Quilting with Appliqué

M 031 \*



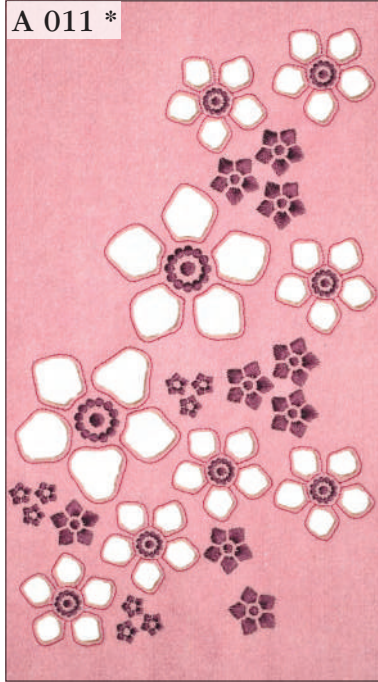
202 Cutwork Finesse



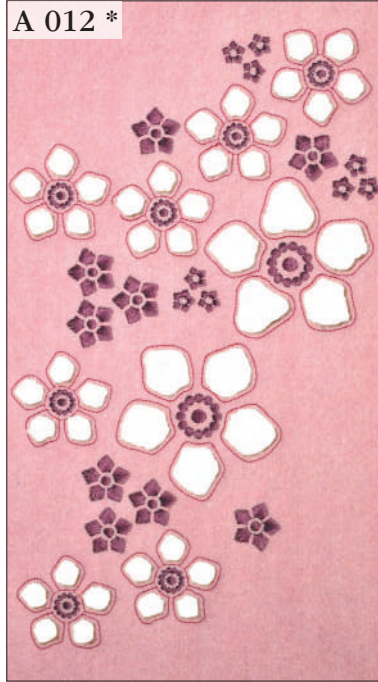
A 003



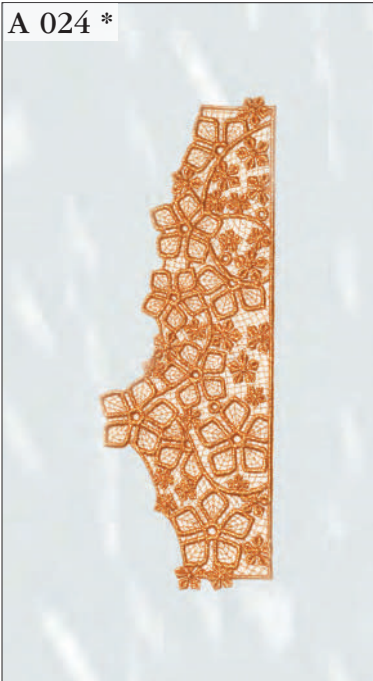
A 011 \*



A 012 \*




A 024 \*




B 001 \*



B 002 \*



B 004



B 029



B 030 \*



B 031 \*



B 034 \*



B 035 \*





B 036 \*



B 037



B 038



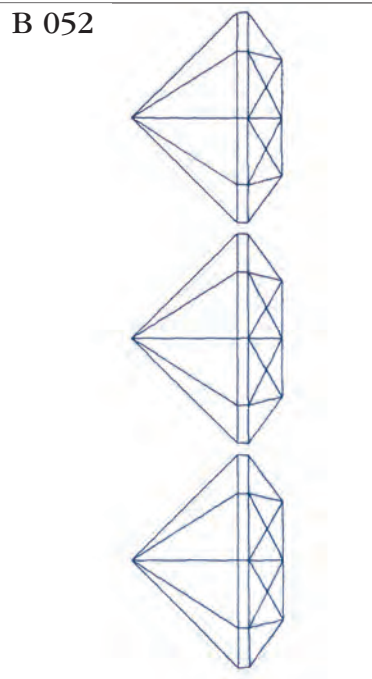
B 039



B 044 \*



B 052



B 055



B 080 \*



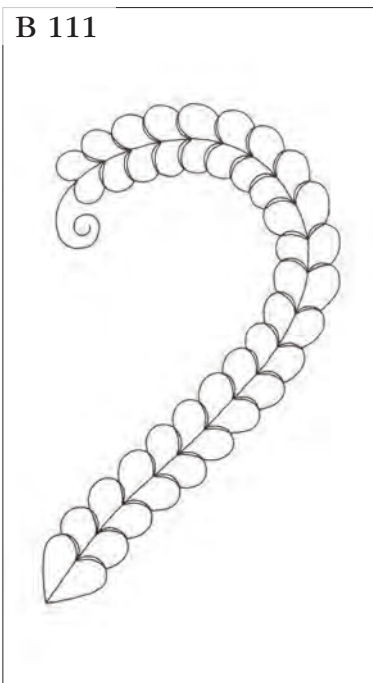
B 082 \*



B 095 \*



B 111

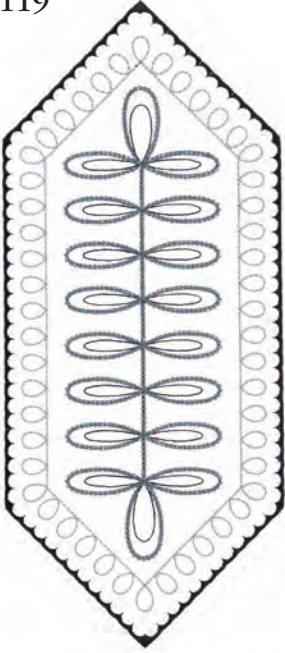


B 118 \*







B 119



B 121



B 134



B 164 \*



B 165



C 045 \*



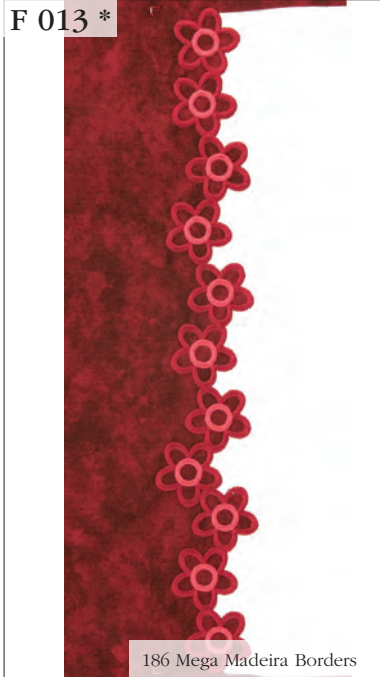


C 046 \*



C 047 \*







G 061



184 Purse Pizzazz.

G 062 \*



H 003



H 006



H 008



M 005



M 009



M 032 \*



202 Cutwork Finesse



A 001



A 002



D 001 \*



F 001







H 026 \*



H 027 \*



J 001



L 001



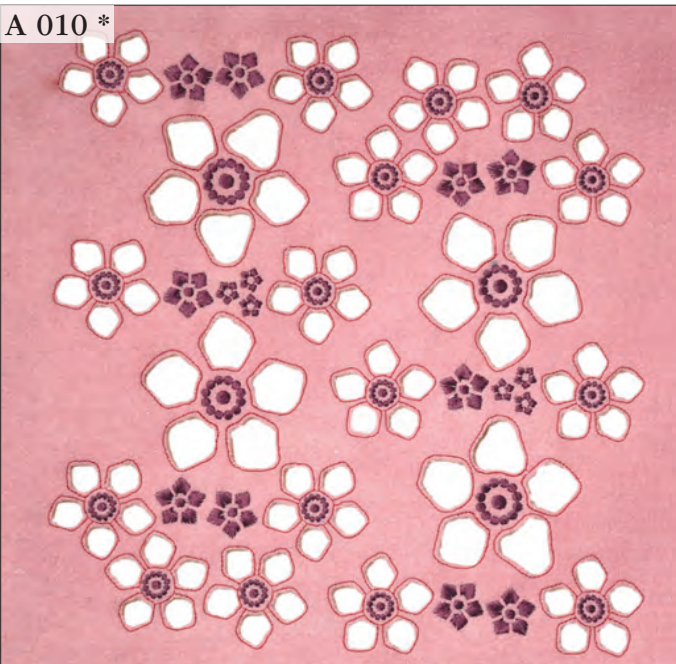
360x260 mm 25%

M 001



360x350 mm 25%

A 010 \*



B 045 \*






E 015




206 Majestic Quilting

E 021




209 Majestic Yarn Quilting

E 022 \*



209 Majestic Yarn Quilting

L 023



206 Majestic Quilting

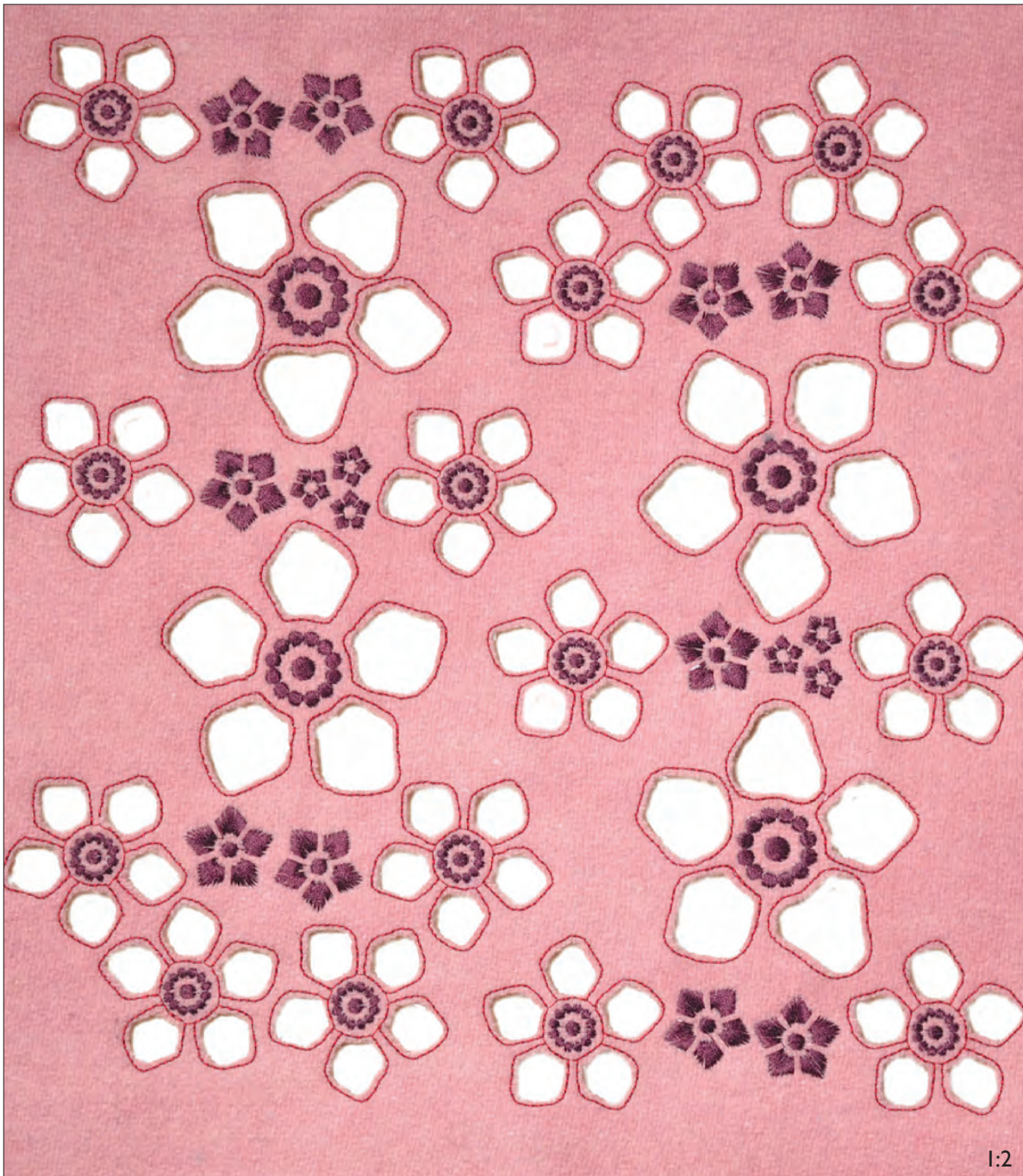
M 081



M 083







1:2

A 010

Width: 330 mm

Height: 300 mm

Stitches: 53 900

Gütermann Sulky  
Robison - Anton

1:1  7011  
1004

1:2  7011  
1004

1:3  7011  
1004

2:1  7011  
1004

2:2  7011  
1004


2:3  7011  
1004


(✂) Cut inside marked area  
if not using INSPIRA™  
Cutwork Needles

1:4  Needle #1

1:5  Needle #2

1:6  Needle #3

1:7  Needle #4

 Trim and remove the  
cut fabric

(✂) Cut inside marked area  
if not using INSPIRA™  
Cutwork Needles


2:4  Needle #1

2:5  Needle #2


2:6  Needle #3

2:7  Needle #4

 Trim and remove the  
cut fabric

 Clean the Bobbin Area





1:2

**A 011**

Width: 194 mm

Height: 325 mm

Stitches: 27 584



Gütermann Sulky  
Robison - Anton

1  7011  
1004

2  7011  
1004


(✂) Cut inside marked area  
if not using INSPIRA™  
Cutwork Needles


3  Needle #1

4  Needle #2

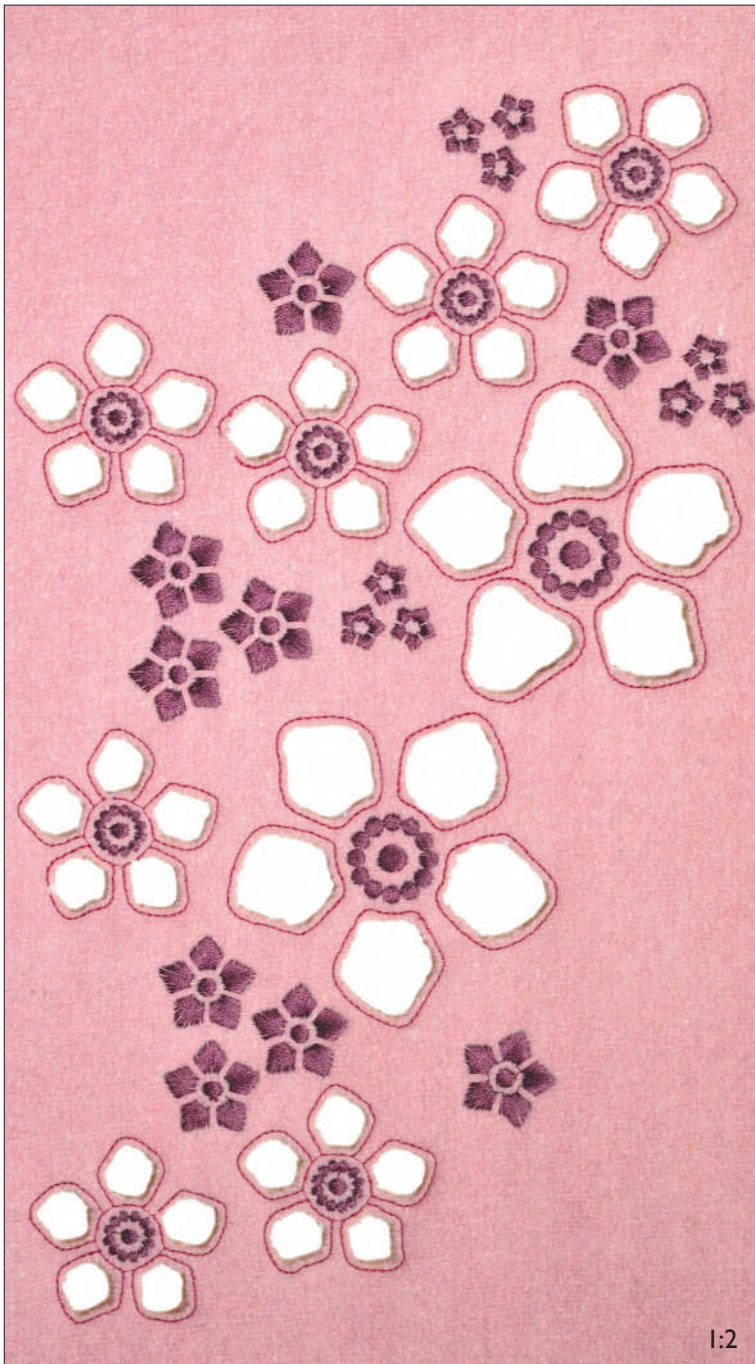
5  Needle #3

6  Needle #4

 Trim and remove the  
cut fabric

 Clean the Bobbin Area









**A 012** | Width: 194 mm  
 Height: 325 mm  
 Stitches: 27 457






Gütermann Sulky  
 Robison - Anton

- 1  7011  
1004
- 2  7011  
1004

(✂) Cut inside marked area  
 if not using INSPIRA™  
 Cutwork Needles

- 3  Needle #1
- 4  Needle #2
- 5  Needle #3
- 6  Needle #4

-  Trim and remove the  
cut fabric
-  Clean the Bobbin Area





**A 013** | Width: 53 mm  
 Height: 50 mm  
 Stitches: 2 183







Gütermann Sulky  
 Robison - Anton

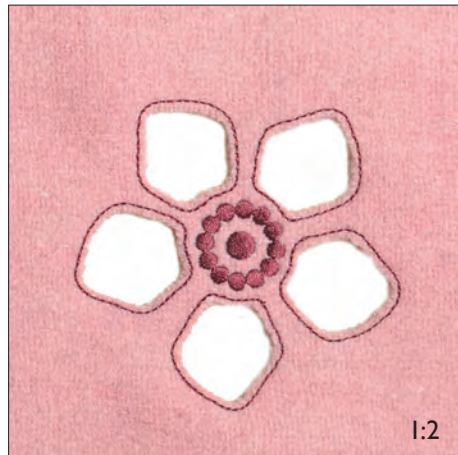
- 1  1035  
2376
- 2  1035  
2376

- 5  Needle #3
- 6  Needle #4

(✂) Cut inside marked area  
 if not using INSPIRA™  
 Cutwork Needles

- 3  Needle #1
- 4  Needle #2



-  Trim and remove the  
cut fabric
-  Clean the Bobbin Area







**A 014** | Width: 87 mm  
 Height: 83 mm  
 Stitches: 3 729





Gütermann Sulky  
 Robison - Anton

- 1  1035  
2376
- 2  1035  
2376

(✂) Cut inside marked area  
 if not using INSPIRA™  
 Cutwork Needles

- 3  Needle #1
- 4  Needle #2
- 5  Needle #3
- 6  Needle #4

-  Trim and remove the  
cut fabric
-  Clean the Bobbin Area



**A 017**

Width: 127 mm

Height: 172 mm

Stitches: 5 927

Gütermann Sulky  
Robison - Anton

1  1064  
2299

\* Add appliqué fabric

2  1064  
2299

✂ Trim appliqué fabric

\* Add appliqué fabric

3  1267  
2567

✂ Trim appliqué fabric

\* Add appliqué fabric



4  1237  
2610

✂ Trim appliqué fabric

5  7011  
1004



**A 018**

Width: 129 mm


Height: 140 mm

Stitches: 5 672

Gütermann Sulky  
Robison - Anton

1  1064  
2299

\* Add appliqué fabric

2  1064  
2299

✂ Trim appliqué fabric

\* Add appliqué fabric

3  1267  
2567



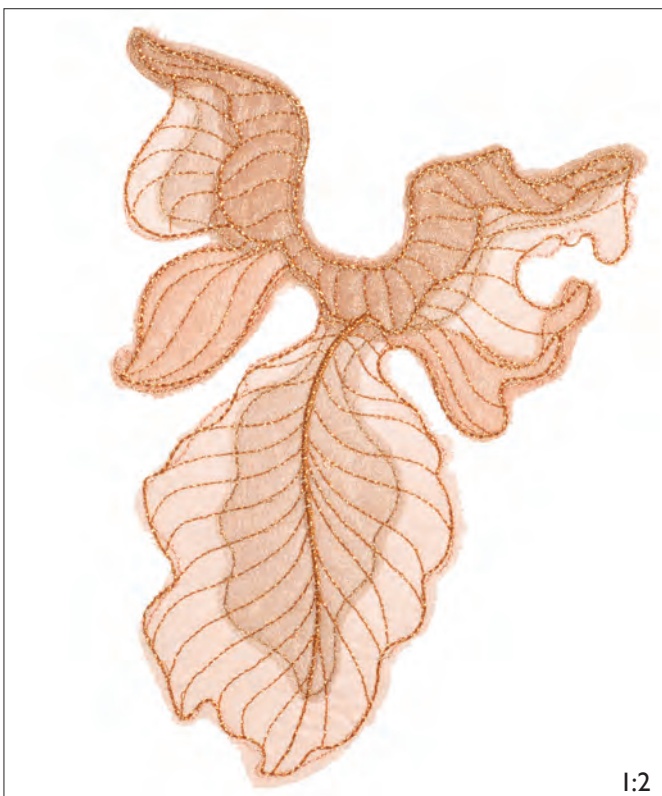
✂ Trim appliqué fabric

\* Add appliqué fabric

4  1237  
2610

✂ Trim appliqué fabric

5  7011  
1004



**A 019**

Width: 140 mm


Height: 195 mm

Stitches: 7 693

Gütermann Sulky  
Robison - Anton

1  1064  
2299

\* Add appliqué fabric

2  1064  
2299

✂ Trim appliqué fabric

\* Add appliqué fabric

3  1267  
2567

✂ Trim appliqué fabric

\* Add appliqué fabric

4  1237  
2610

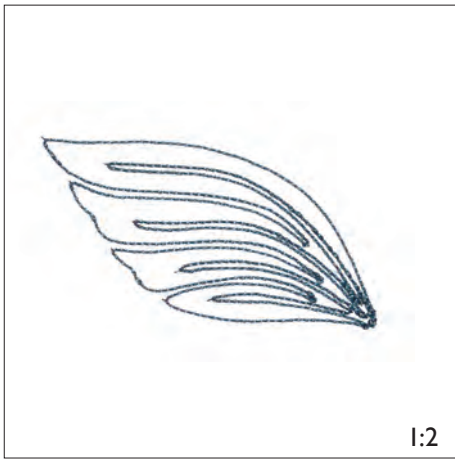
✂ Trim appliqué fabric


5  7011  
1004

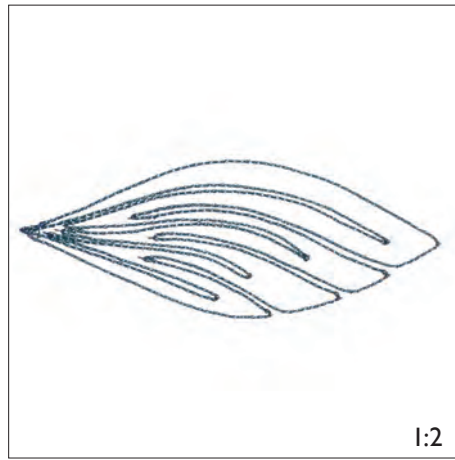



1:2





**A 020** ● Width: 90 mm  
 Height: 46 mm  
 Stitches: 553  
 Gütermann Sulky  
 Robison - Anton  
 ● 1  1536 For use with Specialty Bobbin case  
 2535




**A 021** ● Width: 110 mm  
 Height: 45 mm  
 Stitches: 565  
 Gütermann Sulky  
 Robison - Anton  
 ● 1  1536 For use with Specialty Bobbin case  
 2535



**A 024** Width: 263 mm  
 Height: 93 mm  
 Stitches: 50 961  
 Gütermann Sulky  
 Robison - Anton  
 1  7011  
 1004





1:2

✂ THREAD VELVET™

### B 001

Width: 131 mm

Height: 300 mm

Stitches: 36 381

Gütermann Sulky  
Robison - Anton

- |   |  |              |    |  |              |
|---|--|--------------|----|--|--------------|
| 1 |  | 7021<br>1014 | 6  |  | 1251<br>2730 |
| 2 |  | 1191<br>2417 | 7  |  | 7007<br>1003 |
| 3 |  | 7007<br>1003 | 8  |  | 1191<br>2417 |
| 4 |  | 7021<br>1014 | 9  |  | 1251<br>2730 |
| 5 |  | 1191<br>2417 | 10 |  | 7007<br>1003 |



1:2

### B 002

Width: 129 mm

Height: 330 mm

Stitches: 24 361

Gütermann Sulky  
Robison - Anton

- |   |  |              |    |  |              |     |   |              |
|---|--|--------------|----|--|--------------|-----|---|--------------|
| 1 |  | 7007<br>1003 | 6  |  | 7021<br>1014 | 11  |   | 7007<br>1003 |
| 2 |  | 1191<br>2417 | 7  |  | 7007<br>1003 | (✂) | Cut inside marked area if not using INSPIRA™ Cutwork Needles    |              |
| 3 |  | 7021<br>1014 | 8  |  | 1251<br>2730 | 12  |   | Needle #1    |
| 4 |  | 7052<br>1012 | 9  |  | 1191<br>2417 | 13  |   | Needle #2    |
| 5 |  | 1191<br>2417 | 10 |  | 1251<br>2730 | *   | Add a heavy weight water soluble stabilizer underneath the hoop |              |
|   |  |              | 14 |  | 1251<br>2730 |     |   |              |
|   |  |              | 15 |  | 1251<br>2730 |     |   |              |

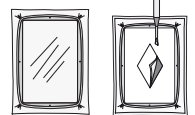
Trim and remove the cut fabric

16 1251  
2730


\* If desired: cut away water soluble stabilizer along the satin edge and place second fabric underneath the hoop

17 7007  
1003

Clean the Bobbin Area







1:2

### B 003

Width: 130 mm

Height: 190 mm

Stitches: 13 690

Gütermann Sulky  
Robison - Anton

1 7007  
1003

2 1191  
2417

3 7021  
1014

4 7052  
1012

5 1191  
2417

6 7021  
1014

7 7007  
1003

8 1251  
2730

9 1191  
2417

10 1251  
2730

11 7007  
1003

Cut inside marked area  
if not using INSPIRA™  
Cutwork Needles

12 Needle #1

13 Needle #2

\* Add a heavy weight water  
soluble stabilizer  
underneath the hoop

14 1251  
2730

15 1251  
2730

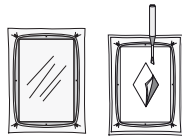
Trim and remove the  
cut fabric

16 1251  
2730

\* If desired: cut away water  
soluble stabilizer along the  
satin edge and place second  
fabric underneath the hoop

17 7007  
1003

Clean the Bobbin Area



1:2

### B 005

Width: 159 mm

✂ THREAD VELVET™

Height: 156 mm

Stitches: 27 259

Gütermann Sulky  
Robison - Anton

1 7052  
1012

2 7052  
1012

3 7007  
1003

4 1191  
2417

5 1251  
2730

6 7007  
1003

7 1191  
2417

8 7007  
1003

9 7021  
1014



1:2

### B 007

Width: 97 mm

✂ THREAD VELVET™

Height: 135 mm

Stitches: 8 432

Gütermann Sulky  
Robison - Anton

1 1191  
2417


2 1251  
2730

3 7052  
1012

4 7007  
1003

5 7021  
1014








**B 008**  THREAD VELVET™

Width: 84 mm

Height: 135 mm

Stitches: 7 960

Gütermann Sulky  
Robison - Anton

- 1  1191  
2417
- 2  1251  
2730
- 3  7052  
1012
- 4  7007  
1003
- 5  7021  
1014








**B 010** Width: 120 mm

 THREAD VELVET™

Height: 73 mm

Stitches: 7 824

Gütermann Sulky  
Robison - Anton

- 1  1191  
2417
- 2  1251  
2730
- 3  7052  
1012
- 4  7007  
1003
- 5  7021  
1014













**B 017** Width: 68 mm

Height: 165 mm

Stitches: 8 435

Gütermann Sulky  
Robison - Anton

- 1  1251  
2730
- 2  1251  
2730
- 3  1251  
2730
- 4  1191  
2417
- 5  7021  
1014
- 6  7007  
1003
- 7  1251  
2730
- 8  1191  
2417
- 9  1251  
2730
- 10  7007  
1003

\* Add appliqué fabric

2  1251  
2730

\* Trim appliqué fabric

3  1251  
2730

4  1191  
2417

5  7021  
1014

6  7007  
1003

7  1251  
2730

8  1191  
2417

9  1251  
2730

10  7007  
1003

1:2


















1:2


**B 022** | Width: 111 mm  
 Height: 226 mm  
 Stitches: 20 939


- Gütermann Sulky  
 Robison - Anton
- |                        |  |    |  |
|------------------------|--|----|--|
| 1                      |  1251<br>2730 | 6  |  7007<br>1003 |
| * Add appliqué fabric  |  |    |  |
| 2                      |  1251<br>2730 | 7  |  1063<br>2343 |
| ✂ Trim appliqué fabric |  |    |  |
| 3                      |  1251<br>2730 | 8  |  7052<br>1012 |
| 4                      |  1191<br>2417 | 9  |  7007<br>1003 |
| 5                      |  7052<br>1012 | 10 |  1251<br>2730 |



1:2

**B 023** | Width: 136 mm  
 Height: 111 mm  
 Stitches: 43 929

- Gütermann Sulky  
 Robison - Anton
- |   |  |
|---|--|
| 1 |  7052<br>1012 |
|---|--|





1:2

**B 030**

Width: 119 mm

Height: 340 mm

Stitches: 42 712

Gütermann Sulky  
Robison - Anton

- |   |  |              |                        |  |              |    |              |              |
|---|--|--------------|------------------------|--|--------------|----|--------------|--------------|
| 1 |  | 8017         | 6                      |  | 7009<br>1006 | 11 |              | 1090<br>2519 |
| 2 |  | 1251<br>2730 | 7                      |  | 1095<br>2518 | 12 |              | 1251<br>2740 |
| 3 |  | 1095<br>2306 | * Add appliqué fabric  |  | 13           |    | 1560<br>2305 |              |
| 4 |  | 1095<br>2518 | ✂ Trim appliqué fabric |  |              |    |              |              |
| 5 |  | 1250<br>2520 | 9                      |  | 1095<br>2518 |    |              |              |
|   |  |              | 10                     |  | 7009<br>1006 |    |              |              |



✂ THREAD VELVET™



1:2

**B 031**

Width: 180 mm

Height: 334 mm

Stitches: 38 327

Gütermann Sulky  
Robison - Anton

- |   |  |              |   |  |              |
|---|--|--------------|---|--|--------------|
| 1 |  | 8017         | 5 |  | 1250<br>2520 |
| 2 |  | 1251<br>2740 | 6 |  | 7009<br>1006 |
| 3 |  | 1095<br>2518 | 7 |  | 1251<br>2740 |
| 4 |  | 1095<br>2306 | 8 |  | 1560<br>2305 |

✂ THREAD VELVET™





**B 032**

Width: 139 mm


Height: 143 mm

Stitches: 13 592

Gütermann Sulky  
Robison - Anton

1		8017	5		1250 2520
2		1251 2740	6		7009 1006
3		1095 2518	7		1251 2740
4		1095 2518	8		1560 2305

✂ THREAD VELVET™



**B 033**

Width: 28 mm

Height: 158 mm


Stitches: 7 252

Gütermann Sulky  
Robison - Anton

\* Add appliqué fabric

1		1090 2519
2		1090 2519
3		1090 2519

✂ Trim appliqué fabric



**B 034**

Width: 195 mm

Height: 348 mm

Stitches: 40 912

Gütermann Sulky  
Robison - Anton

1		1080 2588	6		1045 2310	11		1533 2504	16		1124 2325
2		1192 2500	7		1285 2594	12		1256 2259	17		1192 2500
3		1332 2279	8		1513 2446	13		1169 2249	18		1285 2594
4		1104 2547	9		1184 2467	14		1309 2418	19		1029 2433
5		1550 2607	10		1039 2508	15		1025 2400	20		1074 2300

✂ THREAD VELVET™



1:2

**B 035**

Width: 185 mm

Height: 354 mm

Stitches: 46 117  
Gütermann Sulky  
Robison - Anton

1		1080 2588	6		1045 2310	11		1533 2504	16		1124 2325
2		1192 2500	7		1285 2594	12		1256 2259	17		1192 2500
3		1332 2279	8		1513 2446	13		1169 2249	18		1285 2594
4		1104 2547	9		1184 2467	14		1309 2418	19		1029 2433
5		1550 2607	10		1039 2508	15		1025 2400	20		1074 2300

✂ THREAD VELVET™



1:2

**B 036**

Width: 195 mm

Height: 350 mm

Stitches: 54 514  
Gütermann Sulky  
Robison - Anton

1		1080 2588	5		1550 2607	9		1184 2467	13		1169 2249	17		1192 2500
2		1192 2500	6		1045 2310	10		1039 2508	14		1309 2418	18		1285 2594
3		1332 2279	7		1285 2594	11		1533 2504	15		1025 2400	19		1029 2433
4		1104 2547	8		1513 2446	12		1256 2259	16		1124 2325	20		1074 2300

✂ THREAD VELVET™



**B 044** | Width: 147 mm

Height: 320 mm

Stitches: 36 922

Gütermann Sulky  
Robison - Anton

1  1287  
2221

2  1104  
2547

3  1276  
2572

4  1104  
2547

5  1287  
2221

6  1047  
2238

7  1117  
2276

\* Add appliqué fabric

8  1117  
2276

✂ Trim appliqué fabric

9  1117  
2276

10  1034  
2611

11  1307  
2248

12  1309  
2418

13  1313  
2398

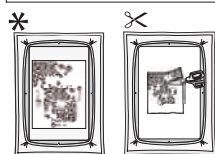
14  1034  
2611

15  1533  
2504

16  1307  
2248



1:2



✂ THREAD VELVET™



1:2

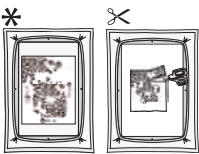
# B 045

Width: 323 mm

Height: 335 mm

Stitches: 105 316


Gütermann Sulky  
Robison - Anton



1:1  1064 2377	1:9  1313 2398	1:17  1287 2221	2:3  1034 2611	2:11  1104 2547	2:19  1172 2308
* Add appliqué fabric	1:10  1239 2394	1:18  1047 2238	2:4  1313 2398	2:12  1287 2221	2:20  1117 2276
✂ Trim appliqué fabric	1:11  621 2581	1:19  1074 2300	2:5  1239 2394	2:13  1047 2238	* Add appliqué fabric
1:3  1117 2276	1:12  1021 2289	1:20  1291 2536	2:6  621 2581	2:14  1074 2300	2:21  1117 2276
1:4  1307 2248	1:13  1287 2221	1:21  1283 2386	2:7  1021 2289	* Add appliqué fabric	✂ Trim appliqué fabric
1:5  1119 2591	1:14  1104 2547	1:22  1172 2308	2:8  1276 2572	2:15  1172 2308	2:22  1117 2276
1:6  1034 2611	1:15  1276 2572	2:1  1064 2377	2:9  1104 2547	✂ Trim appliqué fabric	2:23  1034 2611
1:7  1533 2504	1:16  1104 2547	2:2  1119 2591	2:10  1276 2572	2:16  1172 2308	2:24  1172 2418
1:8  1307 2248				2:17  1283 2386	2:25  1533 2504
				2:18  1294 2613	2:26  1307 2248


✂ THREAD VELVET™





**B 047** | Width: 42 mm  
 Height: 102 mm  
 Stitches: 5 667  
 Gütermann Sulky  
 Robison - Anton

- 1  1285  
2594
- 2  1029  
2433
- 3  1074  
2300



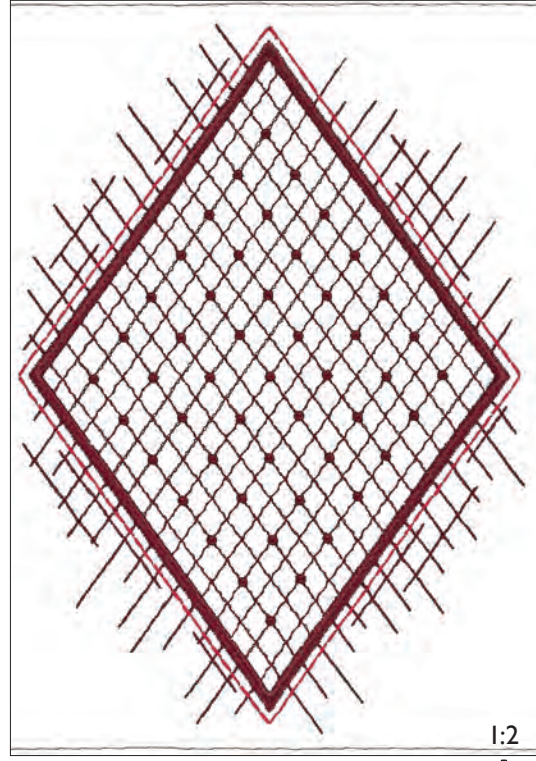
**B 048** | Width: 38 mm  
 Height: 37 mm  
 Stitches: 3 358  
 Gütermann Sulky  
 Robison - Anton

- 1  1258  
2398
- 2  1258  
2398
- 3  1239  
2394
- 4  621  
2581
- 5  1021  
2289



**B 058** | Width: 141 mm  
 Height: 189 mm  
 Stitches: 33 067  
 Gütermann Sulky  
 Robison - Anton

- 1  1220  
2217
- 2  1011  
2618



**B 060** | Width: 146 mm  
 Height: 195 mm  
 Stitches: 16 185  
 Gütermann Sulky  
 Robison - Anton

- 1  1035  
2376
- 2  1533  
2504
- 3  1035  
2376
- 4  1035  
2376
- 5  1035  
2376
- 6  1035  
2376
- 7  1035  
2376
- 8  0534  
2498

() Cut inside marked area if not using INSPIRA™ Cutwork Needles

Needle #1

Needle #2

\* Add a heavy weight water soluble stabilizer underneath the hoop

Trim and remove the cut fabric

Clean the Bobbin Area



**B 061**

Width: 47 mm

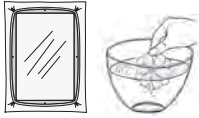
Height: 51 mm

Stitches: 4 549

Gütermann Sulky  
Robison - Anton

- 1 0534  
2498
- 2 1533  
2504
- 3 1115  
2276
- 4 1115  
2276
- 5 7013  
1011

1:2



**B 062**

Width: 42 mm


Height: 41 mm

Stitches: 4920

Gütermann Sulky  
Robison - Anton

- 1 1035  
2376
- 2 1533  
2504
- 3 1115  
2276
- 4 0534  
2498
- 5 7012  
1011

1:2



**B 063**

Width: 53 mm

Height: 53 mm

Stitches: 6 779

Gütermann Sulky  
Robison - Anton

- 1 1035  
2376
- 2 1533  
2504
- 3 1115  
2276
- 4 0534  
2498
- 5 1115  
2276
- 6 7013  
1011

1:2



**B 070**

Width: 132 mm

Height: 168 mm

Stitches: 781

Gütermann Sulky  
Robison - Anton

- ❖ 1 1533  
2504



Foot 1

1:2



**B 071**

Width: 143 mm

Height: 124 mm

Stitches: 811

Gütermann Sulky  
Robison - Anton

- ❖ 1 1533  
2504



Foot 1



**B 072**

Width: 58 mm

Height: 45 mm

Stitches: 292

Gütermann Sulky  
Robison - Anton

- ❖ 1 1533  
2504

1:2



Foot 1





**B 073**

Width: 27 mm

Height: 25 mm

Stitches: 2 171

Gütermann Sulky  
Robison - Anton

1 1553  
2504

3 1115  
2276

1:2



**B 074**

Width: 35 mm

Height: 33 mm

Stitches: 3 557

Gütermann Sulky  
Robison - Anton

1 1553  
2504

2 0534  
2498

3 1115  
2276

1:2



**B 075**

Width: 32 mm

Height: 30 mm

Stitches: 2 665


Gütermann Sulky  
Robison - Anton

1 1553  
2504

2 1115  
2276

3 0534  
2498

1:2



**B 076**

Width: 107 mm

Height: 91 mm

Stitches: 8 849

Gütermann Sulky  
Robison - Anton

1 1533  
2504

2 1533  
2504

3 1115  
2276

4 1115  
2276

Cut inside marked area if not using INSPIRA™ Cutwork Needles

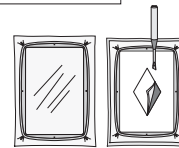
Trim and remove the cut fabric

3 Needle #1

4 Needle #2

\* Add a heavy weight water soluble stabilizer underneath the hoop

Clean the Bobbin Area



1:2



**B 079**

Width: 112 mm

Height: 239 mm

Stitches: 62 596

Gütermann Sulky  
Robison - Anton

1 1115  
2276

1:2





**B 080**

Width: 178 mm

Height: 322 mm

Stitches: 28 082

Gütermann Sulky  
Robison - Anton

1  1817  
2230

2  1817  
2230

3  8054

4  7001  
1002

5  1231  
2262

\* Add appliqué fabric


6  1231  
2262

✂ Trim appliqué fabric

7  8054

8  7001  
1002

9  1231  
2262



**B 081**

Width: 88 mm

Height: 97 mm

Stitches: 4 698

Gütermann Sulky  
Robison - Anton

1  1231  
2262

\* Add appliqué fabric

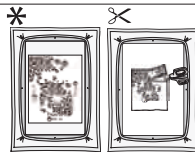
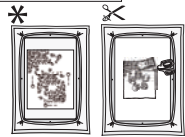
2  1231  
2262

✂ Trim appliqué fabric

3  8054

4  7001  
1002

5  1231  
2262



1:2





**B 082** | Width: 189 mm

Height: 278 mm

Stitches: 17 010

Gütermann Sulky  
Robison - Anton

1  1817  
2230

2  1817  
2230

3  1191  
2417

4  7001  
1002

5  8054

6  1231  
2262

\* Add appliqué fabric

7  1231  
2262

✂ Trim appliqué fabric

8  8054



**B 083** | Width: 64 mm

Height: 165 mm

Stitches: 8 174

Gütermann Sulky  
Robison - Anton

1  1817  
2230


2  7001  
1002

3  1231  
2262

\* Add appliqué fabric


4  1231  
2262

✂ Trim appliqué fabric

5  7001  
1002

6  8054

7  1231  
2262



**B 084** | Width: 67 mm

Height: 60 mm

Stitches: 3 444


Gütermann Sulky  
Robison - Anton

1  1231  
2261

\* Add appliqué fabric

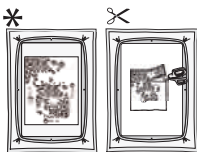
2  1231  
2261

✂ Trim appliqué fabric

3  7001  
1002

4  8054

5  1231  
2262





**B 085**

Width: 78 mm

Height: 175 mm

Stitches: 6 135

Gütermann Sulky

Robison - Anton

1 8054

2 1817

2230

3 7001

1002

4 1191

2417

\* Add appliqué fabric

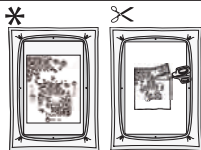
5 1191

2417

✂ Trim appliqué fabric

6 8054

1:2



**B 086**


Width: 96 mm

\*

✂

Height: 94 mm

Stitches: 5 070



Gütermann Sulky

Robison - Anton

1 1817

2230

\* Add appliqué fabric

2 1231

2262

✂ Trim appliqué fabric

3 7001

1002

4 8054

1:2



**B 093**

Width: 195 mm

Height: 255 mm

Stitches: 42 185

Gütermann Sulky

Robison - Anton

1 8040

2 8054

3 8054

4 1231

2262

(✂) Cut inside marked area if not using INSPIRA™ Cutwork Needles

5 Needle #1

6 Needle #2

\* Add a heavy weight water soluble stabilizer underneath the hoop

7 1191

2417

✂ Trim and remove the cut fabric

8 1191

2417

9 1231

2262

10 1039

2508

11 1191

2417

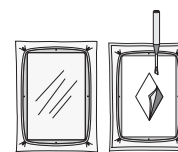
12 7014

1009

13 1231


2262

🧽 Clean the Bobbin Area



1:2





# B 094

Width: 70 mm

Height: 80 mm

Stitches: 3 539

Gütermann Sulky  
Robison - Anton

1  1231  
2262

\* Add appliqué fabric

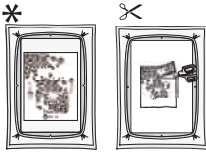
2  1231  
2262

✂ Trim appliqué fabric


3  8040

4  8054

5  1231  
2262



1:2



# B 095

Width: 195 mm

Height: 320 mm

Stitches: 69 466

Gütermann Sulky  
Robison - Anton

1  1035  
2421

2  1231  
2417

3  1156  
2544

(✂) Cut inside marked area  
if not using INSPIRA™  
Cutwork Needles

5  Needle #1

6  Needle #2

\* Add a heavy weight water  
soluble stabilizer  
underneath the hoop

6  1321  
2483

✂ Trim and remove the  
cut fabric

7  1321  
2483

8  1117  
2375

9  1188  
2432

10  1321  
2483

11  1177  
2546

12  1332  
2230

13  1272  
2317

14  1104  
2250


15  1188  
2432

16  1109  
2491

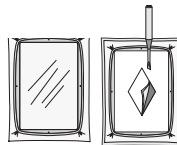
17  1117  
2375

18  1039  
2505

19  1169  
2249

 Clean the Bobbin Area

1:2





# B 096

Width: 195 mm  
 Height: 255 mm  
 Stitches: 47 606

Gütermann Sulky  
 Robison - Anton

- 1 1035  
2421
- 2 1231  
2417
- 3 1156  
2544
- 4 1109  
2491

(✂) Cut inside marked area if not using INSPIRA™ Cutwork Needles

- 5 Needle #1
- 6 Needle #2

\* Add a heavy weight water soluble stabilizer underneath the hoop

- 7 1332  
2230

(✂) Trim and remove the cut fabric

- 8 1332  
2230
- 9 1104  
2250
- 10 1117  
2375
- 11 1321  
2483
- 12 1177  
2546
- 13 1272  
2317
- 14 1169  
2249
- 15 1188  
2432
- 16 1039  
2505

Clean the Bobbin Area

1:2



# B 097

Width: 68 mm  
 Height: 95 mm  
 Stitches: 6 973

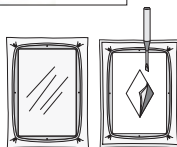
Gütermann Sulky  
 Robison - Anton

- 1 1035  
2421
- 2 1231  
2417
- 3 1156  
2544
- 4 1117  
2375

(✂) Cut inside marked area if not using INSPIRA™ Cutwork Needles

- 4 Needle #1
- 5 Needle #2

\* Add a heavy weight water soluble stabilizer underneath the hoop



(✂) Trim and remove the cut fabric

- 7 1321  
2483
- 8 1321  
2483
- 9 1177  
2546
- 10 1104  
2250
- 11 1272  
2317
- 12 1039  
2505

Clean the Bobbin Area

1:2



# B 099

Width: 74 mm  
 Height: 145 mm  
 Stitches: 10 924

Gütermann Sulky  
 Robison - Anton

- 1 1231  
2417
- 2 1035  
2421
- 3 1117  
2375

(✂) Cut inside marked area if not using INSPIRA™ Cutwork Needles

- 4 Needle #1
- 5 Needle #2

\* Add a heavy weight water soluble stabilizer underneath the hoop

- 6 1104  
2250

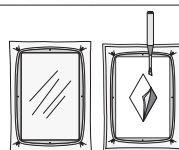
(✂) Trim and remove the cut fabric

- 7 1104  
2250
- 8 1156  
2544

- 9 1039  
2505
- 10 1177  
2546
- 11 1104  
2250
- 12 1272  
2317

Clean the Bobbin Area

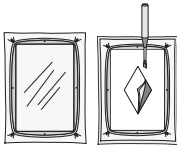
1:2







1:2



**B 100** | Width: 93 mm

Height: 190 mm

Stitches: 11 745

Gütermann Sulky  
Robison - Anton

1 1035  
2421

2 1231  
2417

3 1156  
2544

(✂) Cut inside marked area  
if not using INSPIRA™  
Cutwork Needles

4 Needle #1

5 Needle #2

\* Add a heavy weight water  
soluble stabilizer  
underneath the hoop

6 1104  
2250

(✂) Trim and remove the  
cut fabric

7 1104  
2250

8 1117  
2375

9 1177  
2546


10 1272  
2317

11 1039  
2505

Clean the Bobbin Area



1:2



**B 101** | Width: 66 mm

Height: 145 mm

Stitches: 5 972

Gütermann Sulky  
Robison - Anton

1 1035  
2421

2 1156  
2544

3 1117  
2375

(✂) Cut inside marked area  
if not using INSPIRA™  
Cutwork Needles

4 Needle #1

5 Needle #2

\* Add a heavy weight water  
soluble stabilizer  
underneath the hoop

6 1332  
2230

(✂) Trim and remove the  
cut fabric

7 1332  
2230

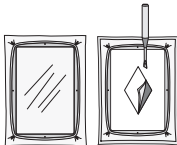
8 1104  
2250

9 1272  
2317

Clean the Bobbin Area



1:2



**B 102** | Width: 95 mm

Height: 155 mm

Stitches: 17 993

Gütermann Sulky  
Robison - Anton

1 1035  
2421

2 1231  
2417

3 1156  
2544

4 1117  
2375

(✂) Cut inside marked area  
if not using INSPIRA™  
Cutwork Needles

5 Needle #1

6 Needle #2

\* Add a heavy weight water  
soluble stabilizer  
underneath the hoop

7 1321  
2483

(✂) Trim and remove the  
cut fabric

8 1321  
2483

9 1332  
2230

10 1104  
2250

11 1272  
2317

12 1332  
2230

13 1169  
2249

14 1039  
2505

Clean the Bobbin Area



**B 118** Width: 124 mm  
 Height: 256 mm  
 Stitches: 16 742  
 Gütermann Sulky  
 Robison - Anton

1	1032	2292
2	1192	2500
3	1020	2582
4	1020	2582
5	1822	2489
6	1822	2489
7	1015	2593
8	1169	2252
9	1191	2262

✂ THREAD VELVET™



**B 125** Width: 107 mm  
 Height: 100 mm  
 Stitches: 8 378  
 Gütermann Sulky  
 Robison - Anton

1	1005	2296
2	1005	2296
3	1041	2585
4	1005	2296

\* Reversed appliqué

✂ Carefully cut away the top fabric and stabilizer, leave the appliqué fabric underneath.



**B 126** Width: 83 mm  
 Height: 105 mm  
 Stitches: 8 654  
 Gütermann Sulky  
 Robison - Anton

1	1005	2296
2	1005	2296
3	1041	2585
4	1005	2296

\* Reversed appliqué

✂ Carefully cut away the top fabric and stabilizer, leave the appliqué fabric underneath.

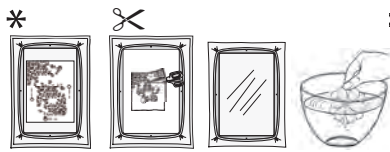


**B 122** Width: 42 mm  
 Height: 72 mm  
 Stitches: 5 451  
 Gütermann Sulky  
 Robison - Anton

1	1005	2296
2	1005	2296
3	1005	2296

\* Add appliqué fabric

✂ Trim appliqué fabric




**B 123** Width: 93 mm  
 Height: 71 mm  
 Stitches: 5 639  
 Gütermann Sulky  
 Robison - Anton

1	1005	2296
2	1005	2296
3	1813	2380
4	1065	2465
5	1230	2621
6	1005	2296

\* Add appliqué fabric

✂ Trim appliqué fabric







**B 131**

Width: 101 mm \*

Height: 83 mm

Stitches: 5 447

Gütermann Sulky  
Robison - Anton

1  1822  
2489

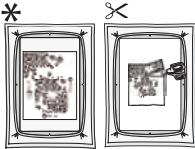
\* Add appliqué fabric

2  1822  
2489

3  1231  
2261

✂ Trim appliqué fabric

4  1822  
2489



**B 132**

Width: 83 mm \*

Height: 75 mm

Stitches: 5 289

Gütermann Sulky  
Robison - Anton

1  1822  
2489

\* Add appliqué fabric

2  1822  
2489

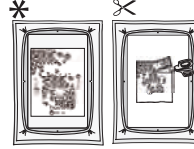
3  1231  
2261

4  1813  
2426

5  1065  
2465

✂ Trim appliqué fabric

6  1822  
2489



**B 133**

Width: 43 mm \* THREAD VELVET™

Height: 70 mm

Stitches: 2 212

Gütermann Sulky  
Robison - Anton


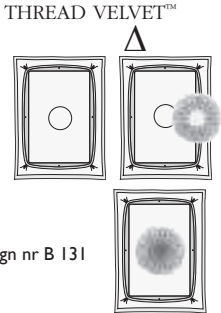
1  1230  
2615

△ Add pop up design nr B 131  
& B 132

2  1230  
2615

3  1288  
2204

4  1230  
2615



**B 136**

Width: 110 mm \*

Height: 108 mm

Stitches: 6 562

Gütermann Sulky  
Robison - Anton

1  1121  
2599

\* Add appliqué fabric


2  1121  
2599

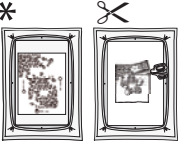
3  1065  
2465

4  1231  
2261

5  1121  
2599

✂ Trim appliqué fabric

6  1121  
2599





1:2

## B 146

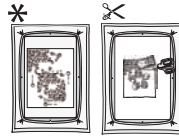
Width: 182 mm

Height: 256 mm

Stitches: 28 978

Gütermann Sulky  
Robison - Anton

- |                        |  |              |                        |              |              |
|------------------------|--|--------------|------------------------|--------------|--------------|
| 1                      |  | 1082<br>2232 | 11                     |              | 1291<br>2536 |
| 2                      |  | 1056<br>2569 | 12                     |              | 1283<br>2386 |
| 3                      |  | 1034<br>2611 | 13                     |              | 1239<br>2394 |
| 4                      |  | 1035<br>2622 | 14                     |              | 1158<br>2569 |
| 5                      |  | 1071<br>2574 | * Add appliqué fabric  |              |              |
| 6                      |  | 1239<br>2401 | 15                     |              | 1034<br>2611 |
| 7                      |  | 567<br>2401  | ✂ Trim appliqué fabric |              |              |
| * Add appliqué fabric  |  | 17           |                        | 1035<br>2622 |              |
| 8                      |  | 567<br>2401  | 18                     |              | 1034<br>2611 |
| ✂ Trim appliqué fabric |  | 19           |                        | 567<br>2401  |              |
| 9                      |  | 567<br>2401  | 20                     |              | 1170<br>2402 |
| 10                     |  | 1074<br>2300 |                        |              |              |



1:2

## B 148

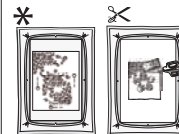
Width: 195 mm

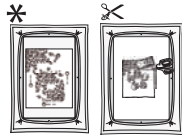
Height: 223 mm

Stitches: 10 568

Gütermann Sulky  
Robison - Anton

- |                        |  |              |
|------------------------|--|--------------|
| 1                      |  | 1082<br>2232 |
| 2                      |  | 1034<br>2611 |
| * Add appliqué fabric  |  |              |
| 3                      |  | 1034<br>2611 |
| ✂ Trim appliqué fabric |  |              |
| 4                      |  | 1034<br>2611 |
| 5                      |  | 1035<br>2622 |
| 6                      |  | 1034<br>2611 |
| 7                      |  | 1239<br>2401 |
| 8                      |  | 567<br>2401  |
| 9                      |  | 1170<br>2402 |
| 10                     |  | 1056<br>2569 |





**B 150** Width: 100 mm

Height: 117 mm

Stitches: 12 292

Gütermann Sulky  
Robison - Anton

1 1071  
2574

\* Add appliqué fabric

2 1071  
2574

✂ Trim appliqué fabric

3 1071  
2574

4 1017  
2413

5 502  
2398

6 1034  
2611

7 1035  
2622

8 1239  
2394

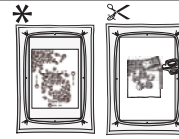
9 1291  
2536

10 1283  
2386

11 1276  
2572

12 630  
2551

13 1057  
2251



**B 152** Width: 74 mm

Height: 78 mm

Stitches: 4 511

Gütermann Sulky  
Robison - Anton

1 1034  
2611

\* Add appliqué fabric

2 1034  
2611

✂ Trim appliqué fabric

3 1034  
2611

4 1035  
2622

5 1034  
2611

6 567  
2401

7 1170  
2402



**B 153** Width: 109 mm

Height: 174 mm

Stitches: 45 697

Gütermann Sulky  
Robison - Anton

1 7011  
1004

2 1560  
2204

3 1005  
2296

4 1189  
2587

5 7011  
1004

6 1005  
2296

7 1560  
2204

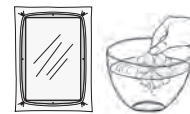
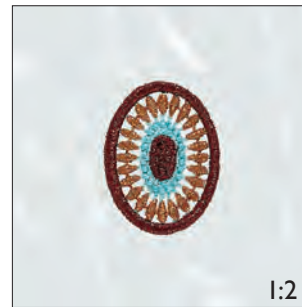
8 1239  
2394

9 7011  
1004

10 1560  
2204

11 1276  
2572

12 7055  
1008



**B 154** Width: 31 mm

Height: 41 mm


Stitches: 3 780

Gütermann Sulky  
Robison - Anton

1 1560  
2204

2 7011  
1004

3 7055  
1008



**B 155** Width: 49 mm

Height: 49 mm

Stitches: 7 364

Gütermann Sulky  
Robison - Anton

1 7012  
1011

2 1059  
2576

3 1071  
2342

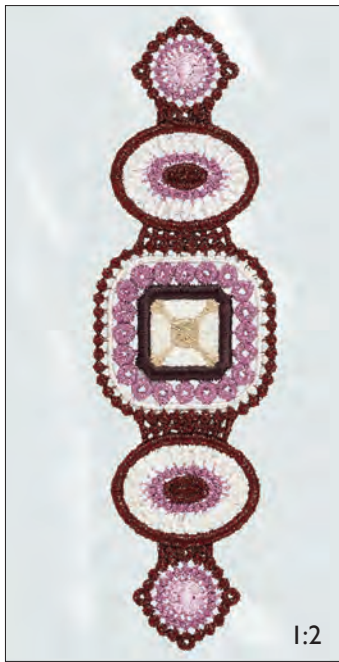
4 1071  
2342

5 1149  
2568

6 7055  
1008

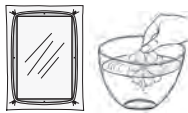
7 7055  
1008





**B 156** Width: 50 mm  
 Height: 168 mm  
 Stitches: 20 324  
 Gütermann Sulky  
 Robison - Anton

1		7012 1011
2		7055 1008
3		1121 2379
4		1071 2342
5		1071 2342
6		1149 2568
7		1059 2576
8		7012 1011
9		1071 2342
10		7055 1008



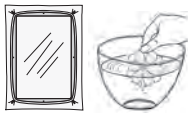
**B 157** Width: 29 mm  
 Height: 29 mm  
 Stitches: 1 943  
 Gütermann Sulky  
 Robison - Anton

1		7012 1011
2		1059 2576
3		1121 2379



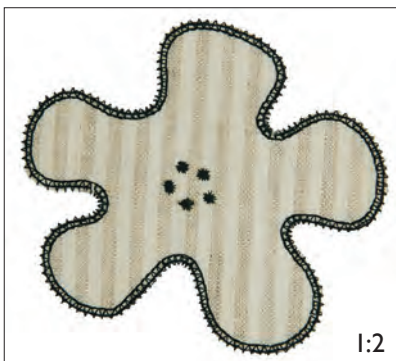

**B 158** Width: 43 mm  
 Height: 66 mm  
 Stitches: 8 535  
 Gütermann Sulky  
 Robison - Anton

1		1189 2587
2		7011 1004
3		1005 2296
4		1560 2204
5		7055 1008
6		7011 1004
7		7011 1004
8		7011 1004



**B 159** Width: 29 mm  
 Height: 56 mm  
 Stitches: 3 860  
 Gütermann Sulky  
 Robison - Anton

1		1005 2296
2		7055 1008
3		7011 1004
4		7011 1004
5		7055 1008
6		7011 1004



**B 160** Width: 55 mm  
 Height: 63 mm  
 Stitches: 611  
 Gütermann Sulky  
 Robison - Anton

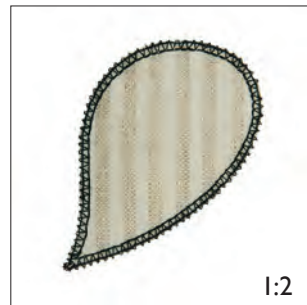
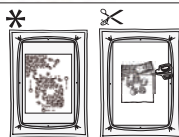
1		1005 2296
---	--	--------------

\* Add appliqué fabric

2		1005 2296
---	--	--------------

✂ Trim appliqué fabric

3		1005 2296
---	--	--------------



**B 161** Width: 98 mm  
 Height: 89 mm  
 Stitches: 1 394  
 Gütermann Sulky  
 Robison - Anton

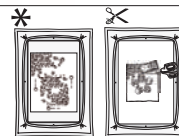
1		1005 2296
---	--	--------------

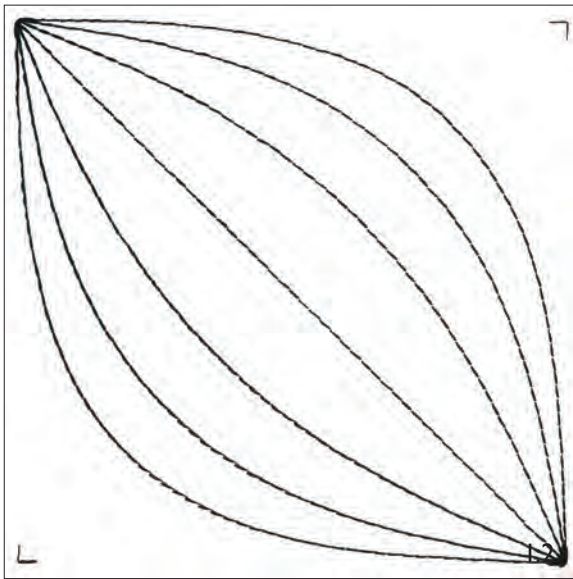
\* Add appliqué fabric

2		1005 2296
---	--	--------------

✂ Trim appliqué fabric

3		1005 2296
4		1005 2296





### B 162

Width: 146 mm

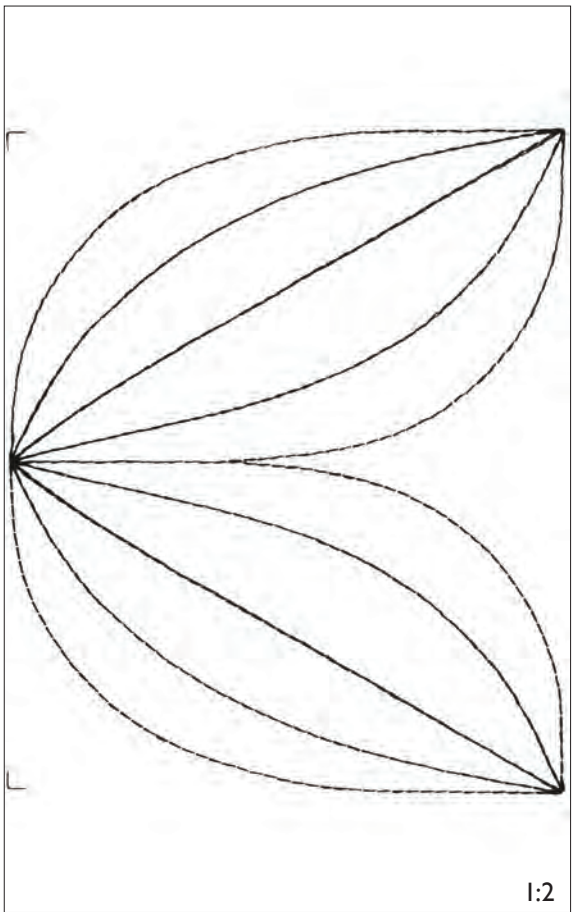
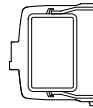
Height: 144 mm

Stitches: 1 338

Gütermann Sulky

Robison - Anton

1      1005  
2296



### B 163

Width: 146 mm

Height: 176 mm

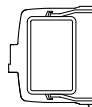
Stitches: 1 628

Gütermann Sulky

Robison - Anton

1      1005  
2296

1:2



1:2

### B 164

Width: 146 mm

Height: 348 mm

Stitches: 44 812

Gütermann Sulky

Robison - Anton

1      1170  
2402

2      1180  
2572

3      1228  
2477

4      1228  
2477

5      1227  
2562

6      1227  
2562

∞ THREAD VELVET™





1:2

C 001

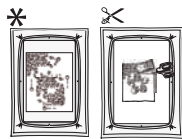
Width: 166 mm

Height: 170 mm

Stitches: 24 294

Gütermann Sulky  
Robison - Anton

- |                       |              |                        |                        |                        |                        |
|-----------------------|--------------|------------------------|------------------------|------------------------|------------------------|
| 1                     | 1246<br>2329 | 7                      | 1195<br>2381           | 13                     | 1039<br>2267           |
| 2                     | 1278<br>2240 | ✂ Trim appliqué fabric | ✂ Trim appliqué fabric | ✂ Trim appliqué fabric |                        |
| 3                     | 1112<br>2431 | 8                      | 1195<br>2381           | 14                     | 1039<br>2267           |
| 4                     | 1510<br>2322 | * Add appliqué fabric  | 15                     | 1268<br>2574           | ✂ Trim appliqué fabric |
| 5                     | 1533<br>2432 | 9                      | 1005<br>2296           | 16                     | 1039<br>2267           |
| 6                     | 1189<br>2600 | ✂ Trim appliqué fabric | 17                     | 1122<br>2425           | ✂ Trim appliqué fabric |
| * Add appliqué fabric |              | 10                     | 1503<br>2514           | 18                     | 1122<br>2425           |
|                       |              | 11                     | 1297<br>2508           | * Add appliqué fabric  |                        |
|                       |              | 12                     | 1005<br>2296           | ✂ Trim appliqué fabric |                        |
|                       |              | * Add appliqué fabric  |                        |                        |                        |



1:2

C 002

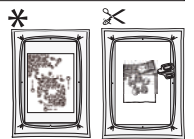
Width: 177 mm

Height: 199 mm

Stitches: 24 206

Gütermann Sulky  
Robison - Anton

- |                        |              |                       |              |    |              |
|------------------------|--------------|-----------------------|--------------|----|--------------|
| 1                      | 1232<br>2315 | 6                     | 1005<br>2296 | 11 | 1184<br>2277 |
| 2                      | 1001<br>2297 | 7                     | 1162<br>2444 | 12 | 1001<br>2297 |
| * Add appliqué fabric  |              | * Add appliqué fabric |              | 13 | 1232<br>2315 |
| 3                      | 1278<br>2240 | 8                     | 1246<br>2309 | 14 | 1001<br>2297 |
| ✂ Trim appliqué fabric |              | * Add appliqué fabric |              |    |              |
| 4                      | 1278<br>2240 | 9                     | 1290<br>2730 |    |              |
| * Add appliqué fabric  |              | 10                    | 1246<br>2309 |    |              |
| 5                      | 1005<br>2296 |                       |              |    |              |
| ✂ Trim appliqué fabric |              |                       |              |    |              |



1:2

C 003

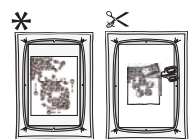
Width: 178 mm

Height: 144 mm

Stitches: 26 068

Gütermann Sulky  
Robison - Anton

- |                        |              |                        |              |    |              |
|------------------------|--------------|------------------------|--------------|----|--------------|
| 1                      | 1246<br>2329 | 7                      | 1035<br>2249 | 13 | 1290<br>2730 |
| 2                      | 1065<br>2213 | * Add appliqué fabric  |              | 14 | 1071<br>2342 |
| 3                      | 1035<br>2376 | 8                      | 1001<br>2297 | 15 | 1234<br>2487 |
| * Add appliqué fabric  |              | ✂ Trim appliqué fabric |              |    |              |
| 4                      | 1168<br>2218 | 9                      | 1001<br>2297 |    |              |
| ✂ Trim appliqué fabric |              | 10                     | 1147<br>2378 |    |              |
| 5                      | 1168<br>2218 | 11                     | 1035<br>2249 |    |              |
| * Add appliqué fabric  |              | 12                     | 1184<br>2277 |    |              |
| 6                      | 1035<br>2249 |                        |              |    |              |
| ✂ Trim appliqué fabric |              |                        |              |    |              |







1:2

C 004

Width: 164 mm

Height: 170 mm

Stitches: 26 438

Gütermann Sulky  
Robison - Anton

1 1536 2535

2 1533 2432

3 1536 2535

\* Add appliqué fabric

4 1162 2444

✂ Trim appliqué fabric

5 1162 2444

\* Add appliqué fabric

6 0534 2270

✂ Trim appliqué fabric

7 0534 2270

8 1263 2622

9 1001 2297

\* Add appliqué fabric

10 1001 2297

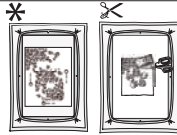
✂ Trim appliqué fabric

11 1001 2297

12 1005 2296

13 1162 2444

14 1231 2261



1:2

C 005

Width: 97 mm

Height: 110 mm

Stitches: 9 959

Gütermann Sulky  
Robison - Anton

1 1019 2256

2 1158 2402

\* Add appliqué fabric

3 1247 2372

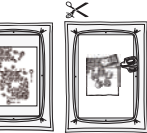
✂ Trim appliqué fabric

4 1247 2372

\* Add appliqué fabric

5 1247 2372

✂ Trim appliqué fabric



6 1247 2372

7 1234 2487

8 1268 2574

9 1021 2289

10 1037 2506



1:2

C 006

Width: 85 mm

Height: 80 mm

Stitches: 11 767

Gütermann Sulky  
Robison - Anton

1 1147 2378

\* Add appliqué fabric

2 1147 2378

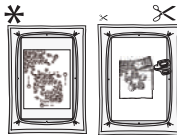
✂ Trim appliqué fabric


3 1147 2378

4 1290 2730

5 1278 2240

6 1005 2296





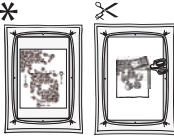
1:2

C 008

Width: 90 mm \*

Height: 95 mm

Stitches: 6 312



Gütermann Sulky  
Robison - Anton

1 1123  
2242

\* Add appliqué fabric

2 1123  
2242

✂ Trim appliqué fabric

3 1123  
2242

4 1065  
2213

5 1065  
2233

6 1001  
2297

7 1005  
2296



1:2

C 009

Width: 181 mm

Height: 222 mm

Stitches: 24 502

Gütermann Sulky  
Robison - Anton

1 1131  
2564

\* Add appliqué fabric

2 1131  
2564

✂ Trim appliqué fabric

3 1131  
2564

\* Add appliqué fabric

4 1005  
2296

✂ Trim appliqué fabric

5 1005  
2296

\* Add appliqué fabric

6 1005  
2296

✂ Trim appliqué fabric

7 1005  
2296

8 1065  
2213

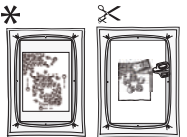
9 1131  
2564

\* Add appliqué fabric

10 1267  
2567

✂ Trim appliqué fabric

11 1267  
2567



1:2

C 010

Width: 130 mm

Height: 211 mm

Stitches: 20 391

Gütermann Sulky  
Robison - Anton

1 1236  
2485

\* Add appliqué fabric

2 1236  
2485

✂ Trim appliqué fabric

3 1236  
2485

\* Add appliqué fabric

4 1247  
2372

✂ Trim appliqué fabric

5 1247  
2372

6 1332  
2456

7 1313  
2401

\* Add appliqué fabric

8 1234  
2541

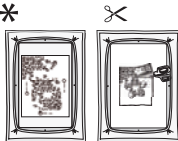
9 1267  
2567

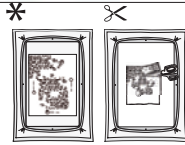

10 1059  
2576

11 1135  
2264

12 1131  
2564

13 1001  
2297

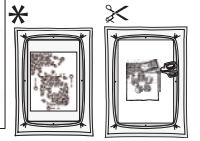




**C 012** | Width: 95 mm  
 Height: 88 mm  
 Stitches: 9 371

Gütermann Sulky  
 Robison - Anton

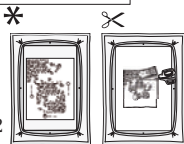
- |   |      |    |      |    |      |
|---|------|----|------|----|------|
| 1 | 1005 | 8  | 1268 | 15 | 1065 |
|   | 2296 |    | 2574 |    | 2247 |
| 2 | 1177 | 9  | 1177 | 16 | 1186 |
|   | 2457 |    | 2484 |    | 2251 |
| 3 | 1067 | 10 | 1319 |    |      |
|   | 2325 |    | 2263 |    |      |
| 4 | 1137 | 11 | 1032 |    |      |
|   | 2464 |    | 2288 |    |      |
| 5 | 1051 | 12 | 1005 |    |      |
|   | 2453 |    | 2296 |    |      |
| 6 | 1055 | 13 | 1065 |    |      |
|   | 2400 |    | 2409 |    |      |
| 7 | 1253 | 14 | 1065 |    |      |
|   | 2529 |    | 2247 |    |      |
- \* Add appliqué fabric  
 ✂ Trim appliqué fabric



**C 015** | Width: 87 mm  
 Height: 72 mm  
 Stitches: 7 443

Gütermann Sulky  
 Robison - Anton


- |                        |      |
|------------------------|------|
| 1                      | 0567 |
|                        | 2231 |
| * Add appliqué fabric  |      |
| 2                      | 0567 |
|                        | 2231 |
| ✂ Trim appliqué fabric |      |
| 3                      | 1265 |
|                        | 2569 |
| 4                      | 0567 |
|                        | 2231 |
| 5                      | 1186 |
|                        | 2251 |
| 6                      | 1005 |
|                        | 2296 |
| 7                      | 0619 |
|                        | 2232 |



**C 016** | Width: 94 mm  
 Height: 62 mm  
 Stitches: 10 312

Gütermann Sulky  
 Robison - Anton

- |                        |      |   |      |
|------------------------|------|---|------|
| 1                      | 0567 | 5 | 1265 |
|                        | 2231 |   | 2569 |
| * Add appliqué fabric  |      |   |      |
| 2                      | 0567 | 6 | 1265 |
|                        | 2231 |   | 2569 |
| ✂ Trim appliqué fabric |      |   |      |
| 3                      | 1005 | 7 | 1186 |
|                        | 2296 |   | 2251 |
| 4                      | 1268 | 8 | 0567 |
|                        | 2574 |   | 2231 |



**C 025** | Width: 146 mm  
 Height: 148 mm  
 Stitches: 9 000

Gütermann Sulky  
 Robison - Anton



















- |                        |      |   |      |
|------------------------|------|---|------|
| 1                      | 1295 | 5 | 1123 |
|                        | 2484 |   | 2466 |
| 2                      | 1158 | 6 | 1295 |
|                        | 2402 |   | 2484 |
| * Add appliqué fabric  |      |   |      |
| 3                      | 1177 | 7 | 1005 |
|                        | 2457 |   | 2296 |
| ✂ Trim appliqué fabric |      |   |      |
| 4                      | 1177 | 8 | 1319 |
|                        | 2457 |   | 2263 |



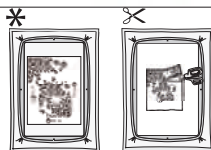


**C 028** | Width: 187 mm  
 Height: 249 mm  
 Stitches: 29 044

Gütermann Sulky  
 Robison - Anton

- |                        |  |    |  |
|------------------------|--|----|--|
| 1                      |  1165<br>2283 | 10 |  1001<br>2343 |
| * Add appliqué fabric  |  |    |  |
| 2                      |  1165<br>2283 | 11 |  1023<br>2560 |
| ✂ Trim appliqué fabric |  |    |  |
| 3                      |  1165<br>2283 | 12 |  1025<br>2400 |
| 4                      |  1001<br>2343 | 13 |  1321<br>2241 |
| * Add appliqué fabric  |  |    |  |
| 5                      |  1001<br>2343 | 14 |  1216<br>2205 |
| ✂ Trim appliqué fabric |  |    |  |
| 6                      |  1001<br>2343 | 15 |  1056<br>2569 |
| * Add appliqué fabric  |  |    |  |
| 7                      |  1001<br>2343 | 16 |  1129<br>2372 |
| ✂ Trim appliqué fabric |  |    |  |
| 8                      |  1001<br>2343 | 17 |  1001<br>2343 |
| * Add appliqué fabric  |  |    |  |
| 9                      |  1001<br>2343 | 18 |  1218<br>2485 |
| ✂ Trim appliqué fabric |  |    |  |

1:2



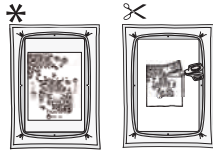
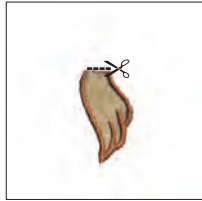


**C 041**

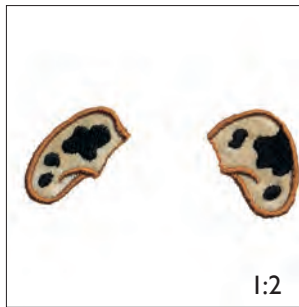
Width: 17 mm  
Height: 29 mm  
Stitches: 524

Gütermann Sulky  
Robison - Anton

- 1  1056  
2227
- \* Add appliqué fabric
- 2  1056  
2227
- ✂ Trim appliqué fabric
- 3  1056  
2227



1:2

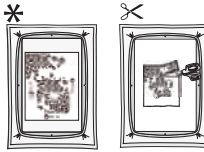
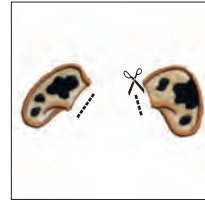


**C 042**

Width: 75 mm  
Height: 32 mm  
Stitches: 1 802

Gütermann Sulky  
Robison - Anton

- 1  1056  
2227
- 2  1056  
2227
- \* Add appliqué fabric
- 3  1005  
2215
- ✂ Trim appliqué fabric
- 4  1056  
2227



1:2



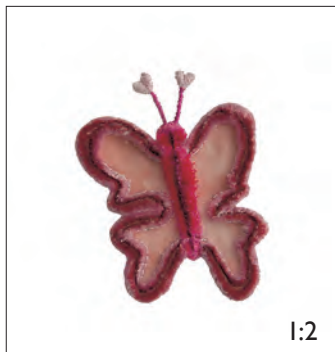
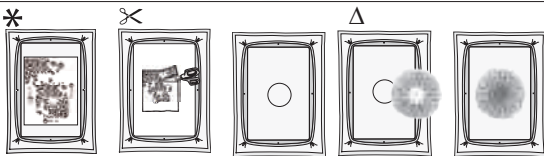
**C 043**

Width: 132 mm  
Height: 97 mm  
Stitches: 8 722

Gütermann Sulky  
Robison - Anton

- 1  1056  
2227
- △ Add pop up design nr C 041
- 2  1056  
2227
- \* Add appliqué fabric
- 3  1056  
2227
- ✂ Trim appliqué fabric
- 4  1056  
2227
- △ Add pop up design nr C 042
- 5  1056  
2227
- △ Add pop up design nr C 042
- 6  1056  
2227
- 7  1028  
2527
- \* Add appliqué fabric
- 8  1028  
2527
- ✂ Trim appliqué fabric
- 9  1028  
2527
- 10  1056  
2227
- \* Add appliqué fabric
- 11  1056  
2227
- ✂ Trim appliqué fabric
- 12  1002  
2343
- 13  1126  
2289
- 14  1037  
2467
- 15  1117  
2374
- 16  1005  
2215
- 17  1056  
2227

1:2



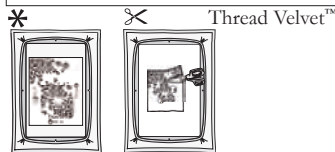
**C 044**

Width: 50 mm  
Height: 61 mm  
Stitches: 7 633

Gütermann Sulky  
Robison - Anton

- 1  1119  
2591
- \* Add appliqué fabric
- 2  1119  
2591
- ✂ Trim appliqué fabric
- 3  1119  
2591
- 4  1085  
2379
- 5  1191  
2590
- 6  1231  
2260

1:2



Thread Velvet™



1:2

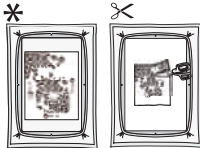
C 045

Width: 69 mm

Height: 98 mm

Stitches: 6 275

Gütermann Sulky  
Robison - Anton



- |                        |      |   |      |
|------------------------|------|---|------|
| 1                      | 1034 | 6 | 1248 |
|                        | 2611 |   | 2239 |
| 2                      | 1034 | 7 | 1042 |
|                        | 2611 |   | 2210 |
| * Add appliqué fabric  |      |   |      |
| 3                      | 1034 | 8 | 1104 |
|                        | 2611 |   | 2547 |
| ✕ Trim appliqué fabric |      |   |      |
| 4                      | 1127 | 9 | 1176 |
|                        | 2476 |   | 2595 |
| 5                      | 1128 |   |      |
|                        | 2273 |   |      |



1:2

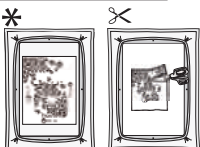
C 046

Width: 64 mm

Height: 117 mm

Stitches: 6 168

Gütermann Sulky  
Robison - Anton



- |                        |      |    |      |
|------------------------|------|----|------|
| 1                      | 1177 | 7  | 1128 |
|                        | 2457 |    | 2273 |
| * Add appliqué fabric  |      |    |      |
| 2                      | 1177 | 8  | 1129 |
|                        | 2457 |    | 2372 |
| ✕ Trim appliqué fabric |      |    |      |
| 3                      | 1177 | 9  | 1034 |
|                        | 2457 |    | 2611 |
| * Add appliqué fabric  |      |    |      |
| 4                      | 1051 | 10 | 1034 |
|                        | 2453 |    | 2611 |
| ✕ Trim appliqué fabric |      |    |      |
| 5                      | 1248 | 11 | 1034 |
|                        | 2239 |    | 2611 |
| 6                      | 1127 |    |      |
|                        | 2476 |    |      |



1:2

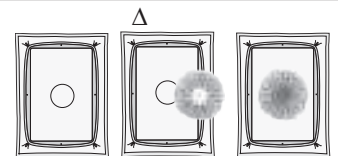
C 047

Width: 183 mm

Height: 347 mm

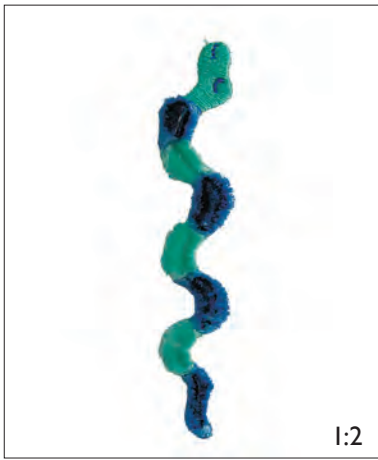
Stitches: 36 037

Gütermann Sulky  
Robison - Anton



- |                              |      |    |      |    |      |
|------------------------------|------|----|------|----|------|
| 6                            | 1104 | 13 | 1056 | 20 | 1117 |
|                              | 2547 |    | 2231 |    | 2276 |
| 7                            | 1176 | 14 | 1129 | 21 | 1147 |
|                              | 2595 |    | 2569 |    | 2263 |
| 1                            | 1056 | 8  | 1248 | 15 | 1170 |
|                              | 2231 |    | 2239 |    | 2402 |
| 2                            | 1070 | 9  | 1042 | 16 | 1104 |
|                              | 2557 |    | 2210 |    | 2547 |
| 3                            | 1129 | 10 | 1127 | 17 | 1176 |
|                              | 2372 |    | 2476 |    | 2595 |
| 4                            | 1117 | 11 | 1082 | 18 | 1135 |
|                              | 2276 |    | 2232 |    | 2234 |
| 5                            | 1147 | 12 | 1128 | 19 | 1023 |
|                              | 2263 |    | 2273 |    | 2561 |
| △ Add pop up design nr C 046 |      |    |      |    |      |
| △ Add pop up design nr C 045 |      |    |      |    |      |
| 22                           | 1177 | 23 | 1176 | 24 | 0502 |
|                              | 2457 |    | 2595 |    | 2398 |
| 25                           | 1028 | 26 | 1028 |    |      |
|                              | 2206 |    | 2206 |    |      |





1:2


✂️ THREAD VELVET™

**C 048**

Width: 21 mm  
Height: 104 mm  
Stitches: 4 577

Gütermann Sulky  
Robison - Anton

- 1  2516  
1046
- 2  2517  
1045
- 3  2220  
1535
- 4  2434  
1196
- 5  2210  
1042




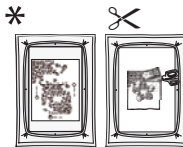
1:2

**C 049**

Width: 67 mm  
Height: 64 mm  
Stitches: 855

Gütermann Sulky  
Robison - Anton

- 1  1234  
2296
- \* Add appliqué fabric
- 2  1234  
2296
- ✂️ Trim appliqué fabric
- 3  1234  
2296




1:2

**C 050**

Width: 68 mm  
Height: 100 mm  
Stitches: 6 213

Gütermann Sulky  
Robison - Anton

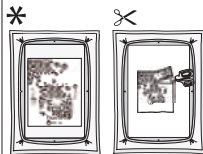
- 1  1011  
2618
- 2  1076  
2528
- 3  1025  
2400
- 4  1082  
2232
- 5  1159  
2400
- 6  1127  
2476
- 7  1167  
2234
- 8  1234  
2296
- 9  1234  
2296
- 10  1234  
2296
- 11  1011  
2618
- 12  1025  
2400



△ Add pop up design nr C 049



1:2




**C 051**

Width: 68 mm  
Height: 75 mm  
Stitches: 2 829

Gütermann Sulky  
Robison - Anton

- 1  1231  
2416
- \* Add appliqué fabric
- 2  1231  
2416
- ✂️ Trim appliqué fabric
- 3  1231  
2416



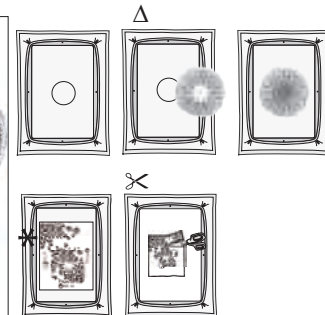
1:2

**C 052**


Width: 106 mm  
Height: 77 mm  
Stitches: 4 859

Gütermann Sulky  
Robison - Anton

- 1  1011  
2404
- 2  1011  
2404
- 3  1011  
2404
- 4  1115  
2223
- 5  1268  
2574
- 6  1165  
2269
- 7  1234  
2296
- 8  1231  
2416
- 9  1231  
2416



△ Add pop up design nr C 051



**D 001**

Width: 246 mm

Height: 353 mm

Stitches: 13 180

Gütermann Sulky  
Robison - Anton

1 ■ 1189  
2587

\* Add appliqué fabric

2 ■ 1189  
2587

✂ Trim appliqué fabric

3 ■ 1189  
2587

\* Add appliqué fabric

4 ■ 1189  
2587

✂ Trim appliqué fabric

5 ■ 1189  
2587

\* Add appliqué fabric

6 ■ 1189  
2587

✂ Trim appliqué fabric

7 ■ 1189  
2587

\* Add appliqué fabric

8 ■ 1189  
2587

✂ Trim appliqué fabric

9 □ 1071  
2342

10 ■ 1177  
2587

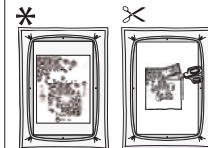
\* Add appliqué fabric

11 ■ 1189  
2587

✂ Trim appliqué fabric

12 □ 1071  
2342

1:2



**D 002**

Width: 142 mm

Height: 142 mm

Stitches: 4 290

Gütermann Sulky  
Robison - Anton

1 ■ 1189  
2587

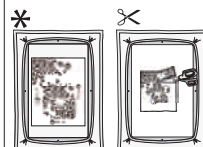
\* Add appliqué fabric

2 ■ 1189  
2587

✂ Trim appliqué fabric

3 □ 1071  
2342

1:2







**D 003**

Width: 77 mm

Height: 87 mm

Stitches: 889

Gütermann Sulky  
Robison - Anton

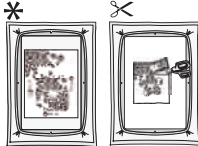
\* Add appliqué fabric

1 1189  
2587


✂ Trim appliqué fabric

2 1189  
2587

3 1071  
2342



1:2



**D 004**

Width: 154 mm

Height: 153 mm

Stitches: 3 263

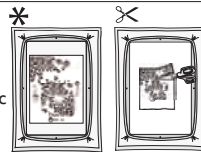
Gütermann Sulky  
Robison - Anton

1 1189  
2587

\* Add appliqué fabric

2 1189  
2587

✂ Trim appliqué fabric



1:2



**D 005**

Width: 75 mm

Height: 72 mm

Stitches: 1 510

Gütermann Sulky  
Robison - Anton

1 1189  
2587

\* Add appliqué fabric

2 1189  
2587

✂ Trim appliqué fabric

1:2



**D 013**

Width: 77 mm

Height: 41 mm

Stitches: 4 395

Gütermann Sulky  
Robison - Anton

1 1121  
2599

2 1231  
2261

3 1224  
2237

1:2

✂ THREAD VELVET™



**D 014**

Width: 48 mm

Height: 77 mm

Stitches: 5 654

Gütermann Sulky  
Robison - Anton

1 1104  
2547

2 1134  
2433

3 1222  
2239

1:2

✂ THREAD VELVET™



**D 015**

Width: 24 mm

Height: 24 mm

Stitches: 1 789

Gütermann Sulky  
Robison - Anton

1 1224  
2237

2 1120  
2582

1:2

✂ THREAD VELVET™



**D 028**

Width: 55 mm

Height: 70 mm

Stitches: 3 988

Gütermann Sulky  
Robison - Anton

1 0619  
2232

\* Add a heavy weight water soluble stabilizer underneath the hoop

2 0619  
2232

1:2







**D 029**

Width: 146 mm



Height: 146 mm

Stitches: 15 415

Gütermann Sulky

Robison - Anton

- |                        |              |                        |              |
|------------------------|--------------|------------------------|--------------|
| 1                      | 0569<br>2208 | 8                      | 1517<br>2449 |
| * Add appliqué fabric  |              | * Add appliqué fabric  |              |
| 2                      | 0569<br>2208 | 9                      | 1517<br>2449 |
| ✂ Trim appliqué fabric |              | ✂ Trim appliqué fabric |              |
| 3                      | 0569<br>2208 | 10                     | 1046<br>2515 |
| * Add appliqué fabric  |              | * Add appliqué fabric  |              |
| 4                      | 0569<br>2208 | 11                     | 1079<br>2597 |
| ✂ Trim appliqué fabric |              | * Add appliqué fabric  |              |
| 5                      | 1177<br>2321 | 12                     | 1079<br>2597 |
| 6                      | 1051<br>2226 | 13                     | 1277<br>2214 |
| 7                      | 1275<br>2555 |                        |              |



**D 030**

Width: 95 mm


Height: 166 mm

Stitches: 14 525

Gütermann Sulky

Robison - Anton

- |                        |              |                        |              |
|------------------------|--------------|------------------------|--------------|
| 1                      | 0569<br>2208 | 5                      | 1517<br>2449 |
| * Add appliqué fabric  |              | * Add appliqué fabric  |              |
| 2                      | 1177<br>2321 | 6                      | 1517<br>2449 |
| ✂ Trim appliqué fabric |              | ✂ Trim appliqué fabric |              |
| 3                      | 1051<br>2226 | 7                      | 1046<br>2515 |
| * Add appliqué fabric  |              | * Add appliqué fabric  |              |
| 4                      | 1275<br>2555 | 8                      | 1079<br>2597 |
| ✂ Trim appliqué fabric |              | ✂ Trim appliqué fabric |              |
| 5                      | 1517<br>2449 | 9                      | 1079<br>2597 |
| * Add appliqué fabric  |              | * Add appliqué fabric  |              |
| 6                      | 1517<br>2449 | 10                     | 1277<br>2214 |
| ✂ Trim appliqué fabric |              | ✂ Trim appliqué fabric |              |
| 7                      | 1046<br>2515 |                        |              |



**D 031**

Width: 145 mm

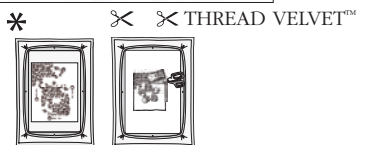
Height: 228 mm

Stitches: 23 579

Gütermann Sulky

Robison - Anton

- |   |              |    |              |                        |
|---|--------------|----|--------------|------------------------|
| 1 | 0569<br>2208 | 5  | 1517<br>2449 | * Add appliqué fabric  |
| 2 | 1177<br>2321 | 6  | 1517<br>2449 | * Add appliqué fabric  |
| 3 | 1051<br>2226 | 7  | 1046<br>2515 | ✂ Trim appliqué fabric |
| 4 | 1275<br>2555 | 8  | 1079<br>2597 | ✂ Trim appliqué fabric |
|   |              | 9  | 1079<br>2597 | * Add appliqué fabric  |
|   |              | 10 | 1277<br>2214 | ✂ Trim appliqué fabric |



**D 032**

Width: 45 mm

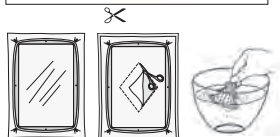
Height: 42 mm

Stitches: 2 873

Gütermann Sulky

Robison - Anton

- |   |              |
|---|--------------|
| 1   | 1127<br>2582 |
| * Add a heavy weight water soluble stabilizer underneath the hoop |              |
| ✂ Carefully cut away the fabric, leave the stabilizer.            |              |
| 2   | 1127<br>2582 |


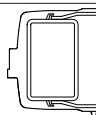




**D 034** Width: 91 mm  
Height: 145 mm  
Stitches: 8 271

- Gütermann Sulky
- 1 1234  
Cotton 30 wt
  - 2 1235  
Cotton 30 wt
  - 3 1032  
Cotton 30 wt
  - 4 1031  
Cotton 30 wt


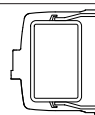
1:2



**D 036** Width: 50 mm  
Height: 159 mm  
Stitches: 4 256

- Gütermann Sulky  
Robison - Anton
- 1 1076  
2528

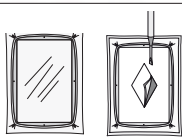
1:2




**D 049** Width: 138 mm  
Height: 197 mm

Stitches: 31 304  
Gütermann Sulky  
Robison - Anton

- 1 1169  
2225
  - 2 1169  
2225
  - 3 Needle #1
  - 4 Needle #2
  - 5 1169  
2225
  - 6 1169  
2225
- Trim and remove the cut fabric
- Clean the Bobbin Area
- \* Add a heavy weight water soluble stabilizer underneath the hoop
- Cut inside marked area if not using INSPIRA™ Cutwork Needles



1:2

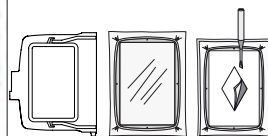


**D 050** Width: 95 mm  
Height: 160 mm  
Stitches: 15 291

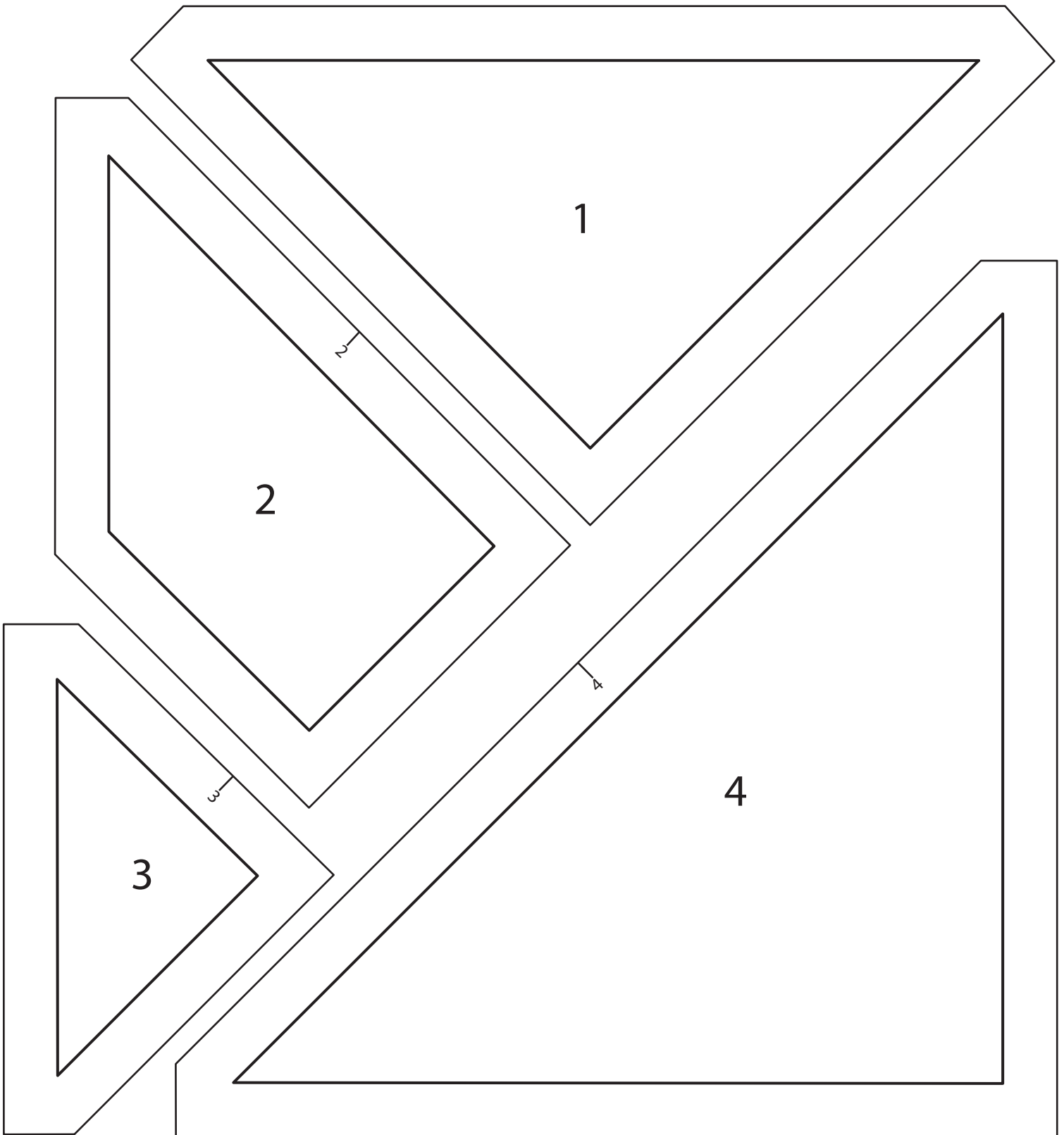
- Gütermann Sulky  
Robison - Anton
- 1 1169  
2225

- 2 Needle #1
  - 3 Needle #2
  - 4 1169  
2225
  - 5 1169  
2225
- \* Add a heavy weight water soluble stabilizer underneath the hoop
- Trim and remove the cut fabric
- Clean the Bobbin Area
- Cut inside marked area if not using INSPIRA™ Cutwork Needles

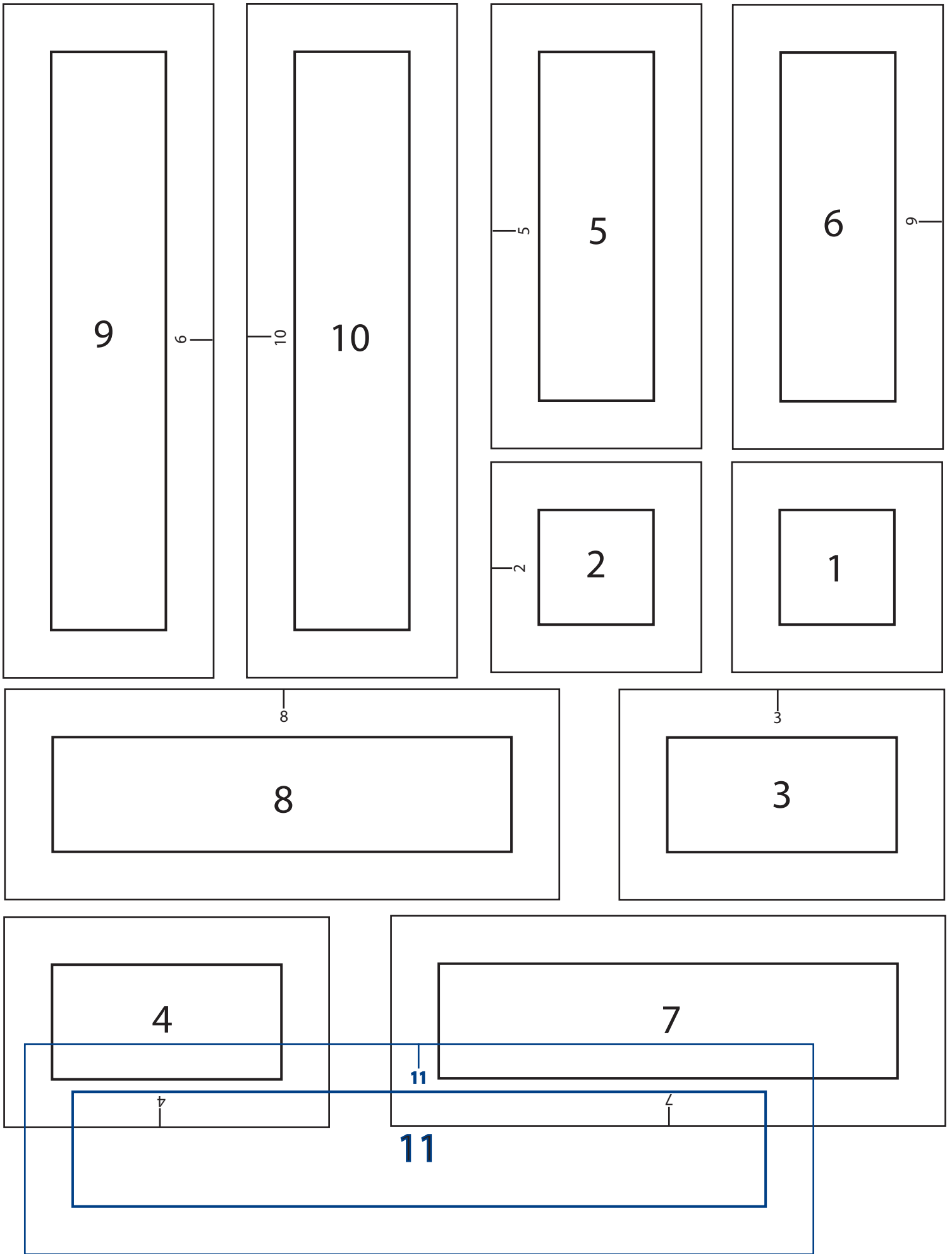
1:2



DESIGN E 016









## E 016

Width: 145 mm

Height: 145 mm

Stitches: 1 784

Gütermann Sulky  
Robison - Anton

- 1 1308  
2497
- \* Add piece #1
- 2 1308  
2497
- \* Add piece #2
- 3 1308  
2497  
Fold and fingerpress the fabric  
over the stitching
- 4 1308  
2497
- \* Add piece #3
- 5 1308  
2497  
Fold and fingerpress the fabric  
over the stitching
- 6 1308  
2497
- \* Add piece #4
- 7 1308  
2497  
Fold and fingerpress the fabric  
over the stitching
- 8 1308  
2497
- 9 1308  
2497



## E 017

Width: 145 mm


Height: 145 mm

Stitches: 3 266

Gütermann Sulky  
Robison - Anton

- 1 1308  
2497
- \* Add piece #1
- 2 1115  
2223
- \* Add piece #2
- 3 1115  
2223  
Fold and fingerpress the fabric  
over the stitching
- 4 1115  
2223
- \* Add piece #3
- 5 1115  
2223  
Fold and fingerpress the fabric  
over the stitching
- 6 1115  
2223
- \* Add piece #4
- 7 1308  
2497  
Fold and fingerpress the fabric  
over the stitching
- 8 1308  
2497
- \* Add piece #5
- 9 1308  
2497  
Fold and fingerpress the fabric  
over the stitching
- 10 1308  
2497
- \* Add piece #6
- 11 1115  
2223  
Fold and fingerpress the fabric  
over the stitching
- 12 1115  
2223
- \* Add piece #7
- 13 1115  
2223  
Fold and fingerpress the fabric  
over the stitching
- 14 1115  
2223
- \* Add piece #8
- 15 1308  
2497  
Fold and fingerpress the fabric  
over the stitching
- 16 1308  
2497
- \* Add piece #9
- 17 1308  
2497  
Fold and fingerpress the fabric  
over the stitching
- 18 1308  
2497  
Add piece #10
- 19 1115  
2223  
Fold and fingerpress the fabric  
over the stitching
- 20 1115  
2223  
Add piece #11
- 21 1115  
2223  
Fold and fingerpress the fabric  
over the stitching
- 22 1115  
2223
- 23 1115  
2223





E 022

Width: 334 mm

Height: 345 mm

Stitches: 18 793

Gütermann Sulky


Robison - Anton

❖ 1:1	■ 1190 2611	❖ 2:1	■ 1190 2611
❖ 1:2	■ 1190 2611	❖ 2:2	■ 1190 2611
❖ 1:3	■ 1190 2611	❖ 2:3	■ 1190 2611
❖ 1:4	■ 1190 2611	❖ 2:4	■ 1190 2611
❖ 1:5	■ 1190 2611	❖ 2:5	■ 1190 2611
❖ 1:6	■ 1190 2611	❖ 2:6	■ 1190 2611
❖ 1:7	■ 1190 2611	❖ 2:7	■ 1190 2611
❖ 1:8	■ 1190 2611		



Foot 1





# F 011

Width: 18 mm

Height: 150 mm

Stitches: 3 202

Gütermann Sulky  
Robison - Anton


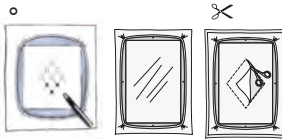
1  1104  
2547

2  1248  
2239

✂ Carefully cut away the fabric, leave the stabilizer.

\* Add a heavy weight water soluble stabilizer underneath the hoop

3  1248  
2239



# F 013

Width: 56 mm

Height: 356 mm

Stitches: 17 737

Gütermann Sulky  
Robison - Anton

1  1035  
2249

2  1035  
2249

3  1558  
2228

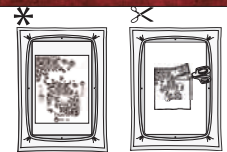
Step 1 Hoop the background fabric with stabilizer underneath and the top fabric at least 9" (23 cm) wide on top with overlap. The bottom fabric will come at the right side.


Step 2 Trim the top fabric from the right side of the stitching. Finish the embroidery.

Step 1



Step 2





**F 014**

Width: 118 mm

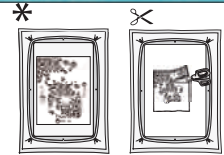
Height: 355 mm

Stitches: 5 742

Gütermann Sulky  
Robison - Anton


1  1250  
2520

- Step 1 Hoop the background fabric with stabilizer underneath and the top fabric at least 9" (23 cm) wide on top with overlap. The bottom fabric will come at the right side.
- Step 2 Remove from hoop and trim the top fabric from the right side close to the edges of the embroidery stitching. This is a raw edge embroidery.



Step 1

Step 2



























**F 016**

Width: 70 mm


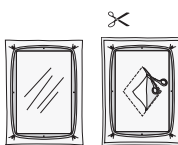
Height: 336 mm

Stitches: 57 529

Gütermann Sulky  
Robison - Anton

- 1  1022  
2316
- 2  1022  
2316
- 3  1031  
2340
- 4  1022  
2316
- 5  1194  
2288
- 6  1104  
2547
- 7  1276  
2572
- 8  1332  
2279
- 9  1104  
2547
- 10  1177  
2457
- 11  1272  
2317
- 12  1022  
2316
- 13  1022  
2316
- 14  1031  
2340
- 15  1022  
2316
- 16  1194  
2288
- 17  1104  
2547
- 18  1276  
2572
- 19  1332  
2279
- 20  1104  
2547
- 21  1177  
2457
- 22  1272  
2317

1:2







**F 019**


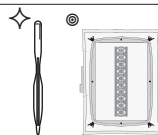
Width: 33 mm

Height: 164 mm

Stitches: 7 566

Gütermann Sulky  
Robison - Anton

- 1  1071  
2432
- ⊙ Step1  1071  
2432
- ⊙ Step2  1071  
2432
- ◇ 4  1071  
2432






**F 017**

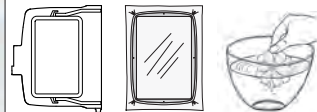
Width: 12 mm

Height: 166 mm

Stitches: 9 129

Gütermann Sulky  
Robison - Anton

- 1  1263  
2263
- 2  1117  
2374
- 3  1238  
2409





**F 018**

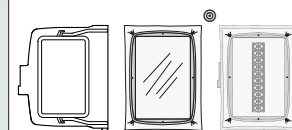
Width: 39 mm

Height: 160 mm

Stitches: 12 751

Gütermann Sulky  
Robison - Anton

- 1  1017  
2413
- ⊙ Step1  1017  
2413
- ⊙ Step2  1017  
2413











**F 020**

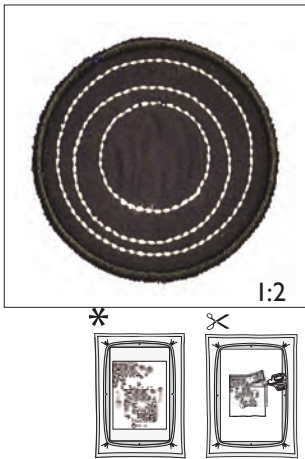
Width: 32 mm

Height: 168 mm

Stitches: 9 044

Gütermann Sulky  
Robison - Anton

- 1  1017  
2413
- ◎ Step1
- 2  1017  
2413
- ◎ Step2
- 3  1017  
2413
- ◇ 4  1017  
2413







**G 011**

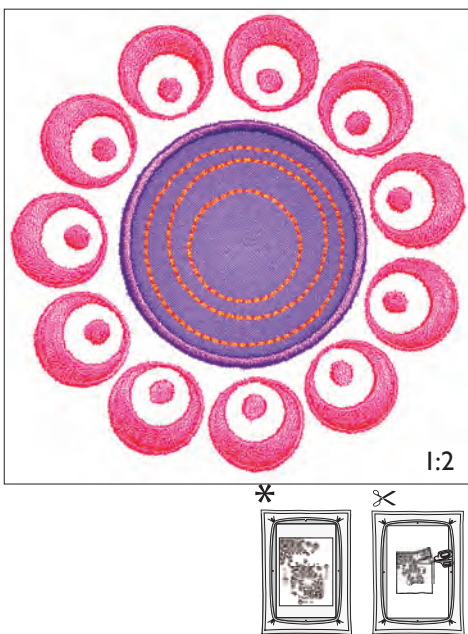
Width: 65 mm

Height: 65 mm

Stitches: 2 653

Gütermann Sulky  
Robison - Anton

- 1  1005  
2296
- \* Add appliqué fabric
- 2  1005  
2296
- ✂ Trim appliqué fabric
- 3  1005  
2296
- 4  1071  
2342








**G 020**

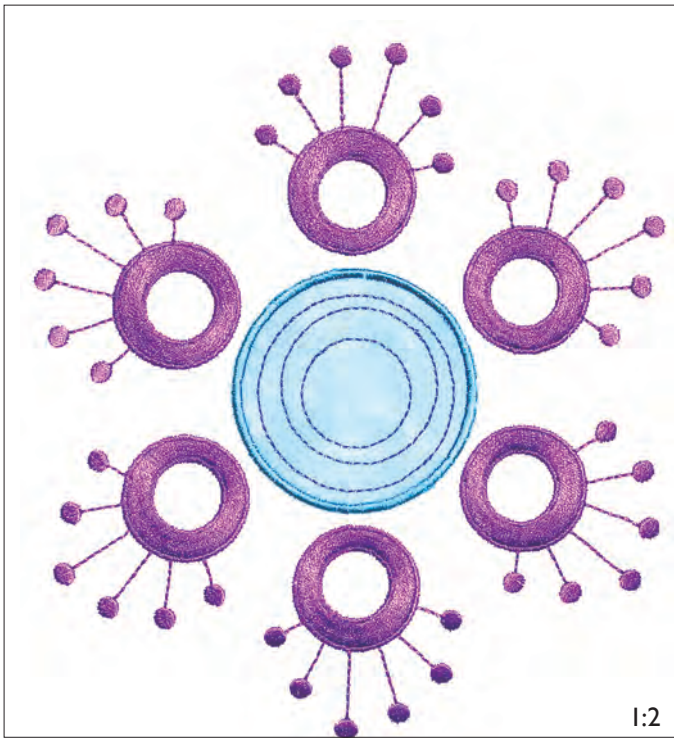
Width: 119 mm

Height: 120 mm

Stitches: 12 031

Gütermann Sulky  
Robison - Anton

- 1  1194  
2254
- \* Add appliqué fabric
- 2  1194  
2254
- ✂ Trim appliqué fabric
- 3  1194  
2254
- 4  1184  
2467
- 5  1231  
2416



1:2

**G 021**


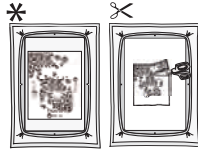
Width: 167 mm

Height: 185 mm

Stitches: 15 759

Gütermann Sulky  
Robison - Anton

- 1  1503  
2446
- \* Add appliqué fabric
- 2  1503  
2446
- ✂ Trim appliqué fabric
- 3  1503  
2446
- 4  1535  
2627
- 5  1194  
2254



1:2

**G 025**

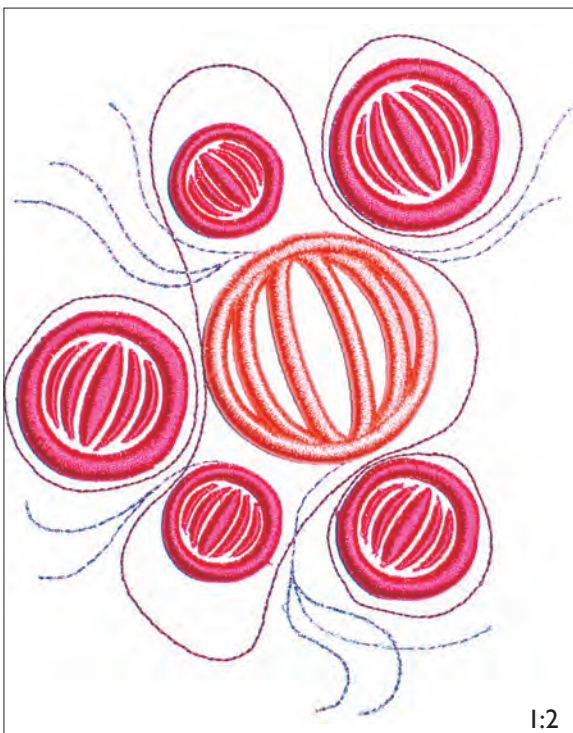
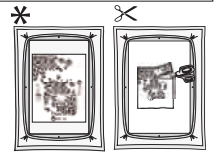
Width: 156 mm

Height: 155 mm

Stitches: 25 245

Gütermann Sulky  
Robison - Anton

- 1  1039  
2267
- \* Add appliqué fabric
- 2  1039  
2267
- ✂ Trim appliqué fabric
- 3  1039  
2267
- 4  1035  
2376
- 5  1122  
2425



1:2

**G 033**

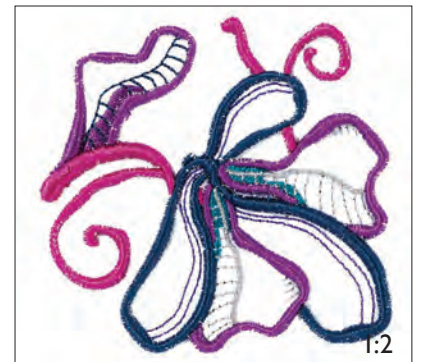
Width: 178 mm

Height: 146 mm

Stitches: 20 885

Gütermann Sulky  
Robison - Anton

- 1  1308  
2497
  - 2  7012  
1011
  - 3  1154  
2237
  - \* Add Embroidery Foam
  - 4  1154  
2237
  - 5  1231  
2416
- Take away excess  
Embroidery Foam



1:2

**G 034**

Width: 90 mm

Height: 90 mm


Stitches: 12 804

Gütermann Sulky  
Robison - Anton

- 1  1513  
2621
  - 2  1513  
2621
  - 3  7009  
1006
  - 4  7050  
1016
  - 5  1255  
2426
  - 6  1198  
2612
  - 7  1191  
2590
  - 8  1191  
2590
  - 9  1255  
2426
- Take away excess  
Embroidery Foam

\* Add Embroidery Foam



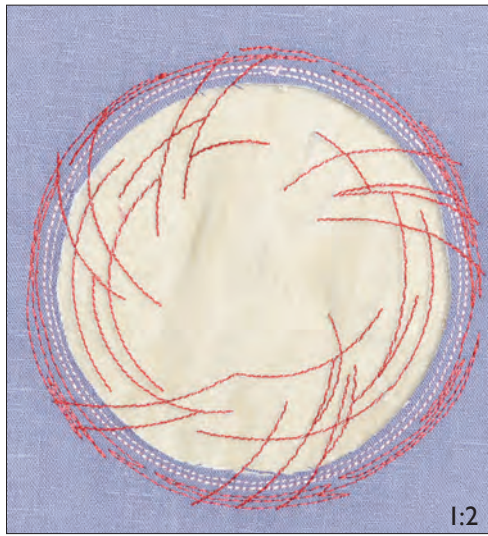


**G 035**

Width: 106 mm  
Height: 119 mm  
Stitches: 1 758  
Gütermann Sulky  
Robison - Anton

- 1 1035 2376
- 2 1035 2376
- 3 1231 2416
- 4 1308 2497

\* Reversed appliqué




**G 036**

Width: 118 mm  
Height: 120 mm  
Stitches: 2 243

Gütermann Sulky  
Robison - Anton

- 1 1154 2237
- 2 1154 2237
- 3 0534 2270
- 4 0534 2498

\* Reversed appliqué



**G 037**

Width: 76 mm  
Height: 76 mm  
Stitches: 2 846

Gütermann Sulky  
Robison - Anton

- 1 1308 2497
- 2 1308 2497
- 3 1308 2497

\* Reversed appliqué

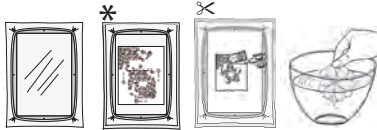


**G 038**

Width: 52 mm  
Height: 52 mm  
Stitches: 2 598

Gütermann Sulky  
Robison - Anton

- 1 1308 2497
- 2 1308 2497
- 3 1308 2497



**G 039**

Width: 147 mm  
Height: 232 mm

Stitches: 3 288  
Gütermann Sulky  
Robison - Anton

- 1 1267 2610
- 2 1267 2610
- 3 1082 2232



Foot I



**G 040**

Width: 63 mm  
Height: 64 mm  
Stitches: 1 181

Gütermann Sulky  
Robison - Anton






Foot I





**G 041** | Width: 103 mm  
 Height: 255 mm  
 Stitches: 11 479

Gütermann Sulky  
 Robison - Anton

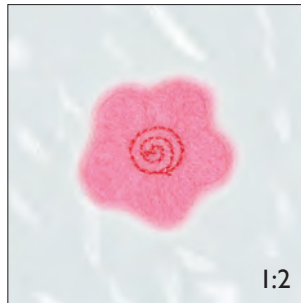
- 1. Use only on multilayer  
 Felting Needles
- 2.  Felting Needles
-  Clean the Bobbin Area



**G 042** | Width: 28 mm  
 Height: 39 mm  
 Stitches: 1 316







Gütermann Sulky  
 Robison - Anton

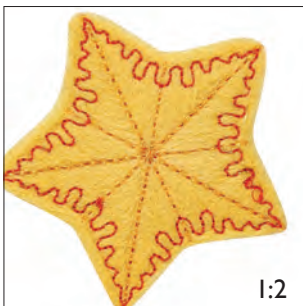
- 1  Felting Needles
-  Clean the Bobbin Area



**G 043** | Width: 40 mm  
 Height: 39 mm  
 Stitches: 4 976








Gütermann Sulky  
 Robison - Anton

- 1  Felting Needles
- Add more roving if needed
- 2  Felting Needles
-  Trim away excess roving
- 3  Felting Needles
- 4  1231  
2416
-  Clean the Bobbin Area

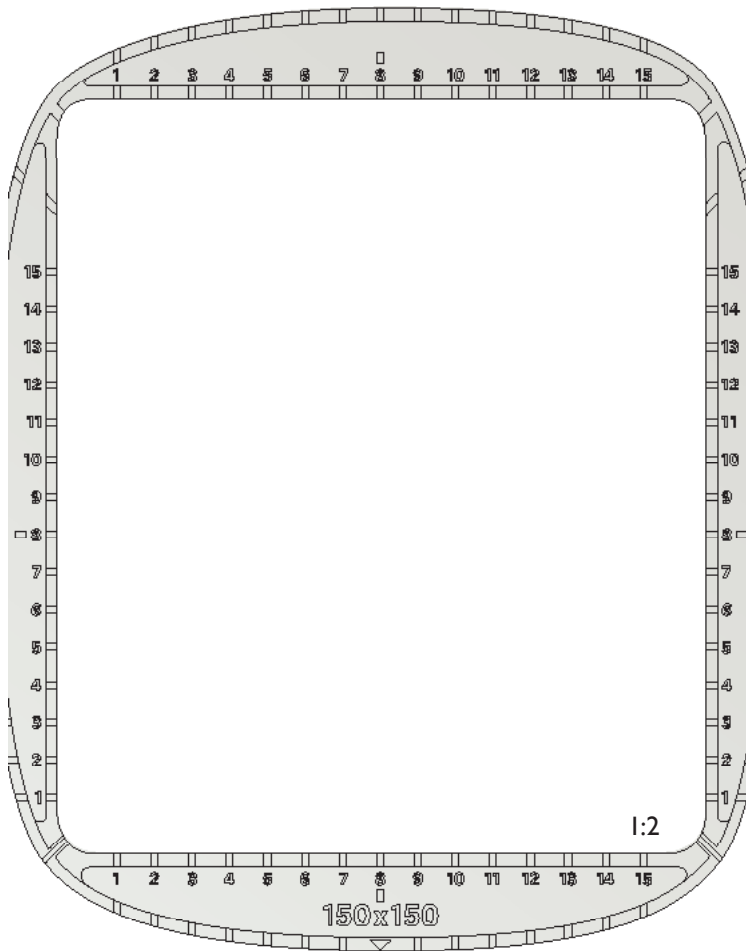


**G 044** | Width: 77 mm  
 Height: 77 mm  
 Stitches: 12 015

Gütermann Sulky  
 Robison - Anton

- 1  Felting Needles
- Add more roving if needed
- 2  Felting Needles
-  Trim away excess roving
- 3  Felting Needles
- 4  1065  
2409
- 5  1184  
2397
-  Clean the Bobbin Area





**G 045** Width: 143 mm

Height: 143 mm

Stitches: 8 936

Gütermann Sulky  
Robison - Anton

1  1231  
2261

\* Add appliqué fabric

2  7050  
1016

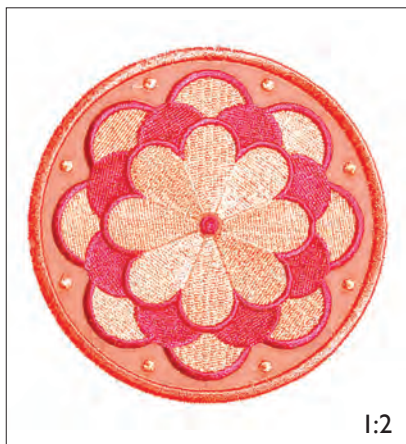
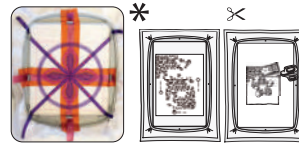
✂ Trim appliqué fabric

3  7050  
1016

4  1231  
2261

✂ Trim appliqué fabric

5  1078  
2469



**G 046**

Width: 97 mm \*

Height: 97 mm

Stitches: 14 569

Gütermann Sulky  
Robison - Anton

1  1307  
2509

\* Add appliqué fabric


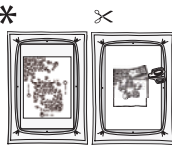
2  1307  
2509

3  1239  
2258

4  1231  
2504

✂ Trim appliqué fabric

5  1307  
2509



**G 047**

Width: 109 mm\*

Height: 109 mm

Stitches: 16 878

Gütermann Sulky  
Robison - Anton

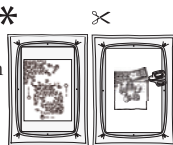
1  1236  
2574

\* Add appliqué fabric

2  1236  
2574

✂ Trim appliqué fabric

3  1236  
2574



**G 048**

Width: 30 mm


Height: 30 mm

Stitches: 1 087

Gütermann Sulky  
Robison - Anton

1  Felting Needles


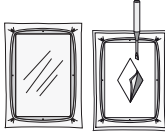
✂ Clean the Bobbin Area



**G 049** | Width: 74 mm  
 Height: 74 mm  
 Stitches: 4 870

Gütermann Sulky  
 Robison - Anton

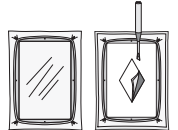
- 1 1308  
2497
- 4 1308  
2497
- 2 Needle #1
- 5 1308  
2497
- 3 Needle #2
- Clean the Bobbin Area
- \* Add a heavy weight water soluble stabilizer underneath the hoop



**G 050** | Width: 89 mm  
 Height: 85 mm  
 Stitches: 7 266

Gütermann Sulky  
 Robison - Anton

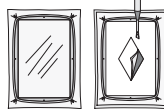
- 1 1128  
2474
- Cut inside marked area if not using INSPIRA™ Cutwork Needles
- 2 Needle #1
- 3 Needle #2
- \* Add a heavy weight water soluble stabilizer underneath the hoop
- 4 1216  
2611
- Trim and remove the cut fabric
- 5 1216  
2611
- 6 1035  
2376
- Clean the Bobbin Area



**G 051** | Width: 125 mm  
 Height: 116 mm  
 Stitches: 13 134

Gütermann Sulky  
 Robison - Anton


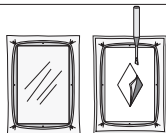
- 1 1128  
2474
- Cut inside marked area if not using INSPIRA™ Cutwork Needles
- 2 Needle #1
- 3 Needle #2
- \* Add a heavy weight water soluble stabilizer underneath the hoop
- 4 1128  
2474
- Trim and remove the cut fabric
- 5 1128  
2474
- Clean the Bobbin Area



**G 052** | Width: 93 mm  
 Height: 68 mm  
 Stitches: 6 060

Gütermann Sulky  
 Robison - Anton

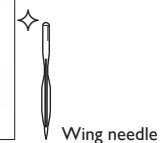
- 1 1215  
2422
- Cut inside marked area if not using INSPIRA™ Cutwork Needles
- 2 Needle #1
- 3 Needle #2
- \* Add a heavy weight water soluble stabilizer underneath the hoop
- 4 1215  
2422
- Trim and remove the cut fabric
- 5 1215  
2422
- Clean the Bobbin Area




**G 053** | Width: 69 mm  
 Height: 175 mm  
 Stitches: 3 614

Gütermann Sulky

- ◇ 1 1225  
2423
- ◇ 2 1308  
2497
- ◇ 3 1231  
2416

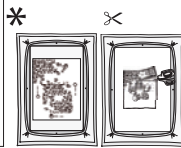






**G 054** | Width: 63 mm  
 Height: 201 mm  
 Stitches: 5 962

- Gütermann Sulky  
 Robison - Anton
- 1  1253  
2529
  - \* Add appliqué fabric
  - 2  1253  
2529
  - ✂ Trim appliqué fabric
  - 3  1268  
2574
  - 4  1200  
2439
  - 5  1253  
2529

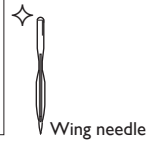


1:2



**G 056** | Width: 108 mm  
 Height: 175 mm  
 Stitches: 6 029

- Gütermann Sulky  
 Robison - Anton
- 1  1165  
2283
  - 2  1327  
2539
  - ◇ 3  1268  
2574
  - ◇ 4  1127  
2582



1:2



**G 060** | Width: 147 mm  
 Height: 235 mm  
 Stitches: 15 167

- Gütermann Sulky  
 Robison - Anton
- 1  1268  
2574
  - A  1268  
2574
  - B  1268  
2574
  - 3  1268  
2574
  - 4  1268  
2574
  - C  1268  
2574
  - 5  1268  
2574
  - 6  1268  
2574
  - 7  1317  
2509
  - 8  1317  
2509
  - 9  1231  
2261
  - 10  1192  
2500
  - 11  1533  
2504
  - 12  1039  
2418
  - 13  1317  
2509
  - 14  1231  
2261
  - 15  1192  
2500
  - 16  1533  
2504



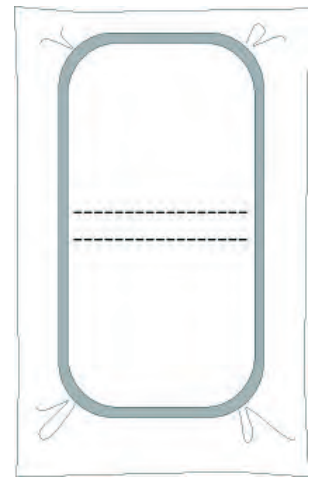
1:2

See full instruction on following page

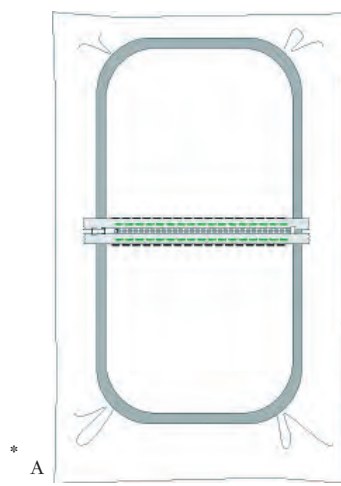


184 Purse pizzazz Design #1

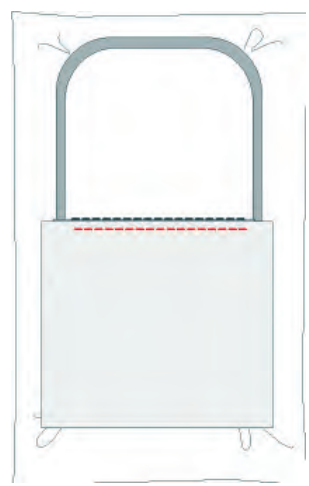
Supplies:  
 4 pcs of fabric 7"x11" (17x27 cm)  
 1 stabilizer 14"x11" (36x27 cm)  
 1 zipper 8" (20 cm)  
 assorted embroidery threads.




Hoop stabilizer.  
 Embroider color #1.




\* A Place the zipper between the stitched lines. Embroidery color #2.




\* B Place one piece of fabric right side down over the zipper, along the upper edge of the zipper as shown in the picture. Embroider color #3 and turn the fabric up. See next picture.



\* C Embroider color # 4 to sew the fabric to the stabilizer.



\* D Place the second piece of fabric right side down over the zipper, along the lower edge of the zipper as shown in the picture. Embroider color #5 and turn the fabric down.



Design #1  
 Embroider colors #6-16.

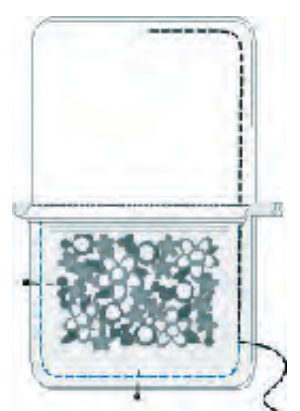
Design #8  
 Embroider color # 6-16.



Remove from hoop. Tear away the stabilizer. Cut 3/8" (1 cm) outside the basting stitches.



Open the zipper. Place the lining under the zipper and sew.



Place them right sides together and sew. Leave an opening in the lining. Turn the right side out and press.




**G 062** | Width: 84 mm  
 Height: 267 mm  
 Stitches: 10 523

Gütermann Sulky  
 Robison - Anton

1  1308  
 2497

\* Add appliqué fabric

2  1308  
 2497

3  1225  
 2423

4  1533  
 2504

5  1308  
 2497

6  1533  
 2504


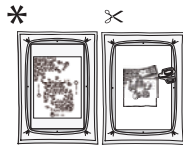
✂ Trim appliqué fabric

\* Add appliqué fabric  
 underneath the hoop.

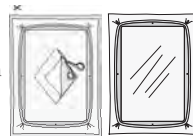
7  1308  
 2497

✂ Carefully cut away the top fabric  
 and stabilizer, leave the appliqué  
 fabric underneath.

8  1308  
 2497



**G 063** | Width: 91 mm  
 Height: 100 mm  
 Stitches: 9 324




Gütermann Sulky  
 Robison - Anton

1  0534  
 2498

✂ Carefully cut away the fabric,  
 leave the stabilizer.

2  0534  
 2498





**G 064**

Width: 232 mm

Height: 147 mm


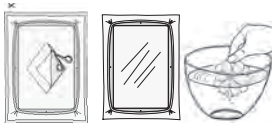
Stitches: 9 812

Gütermann Sulky  
Robison - Anton

1   1063  
2343

✂ Carefully cut away the fabric,  
leave the stabilizer.

2   1063  
2343



**G 065**

Width: 71 mm

Height: 70 mm

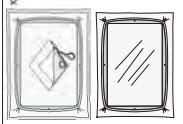
Stitches: 3 609

Gütermann Sulky  
Robison - Anton

1   0619  
2232

✂ Carefully cut away the fabric,  
leave the stabilizer.

2   0619  
2232



**G 066**

Width: 145 mm

Height: 144 mm

Stitches: 21 714

Gütermann Sulky  
Robison - Anton

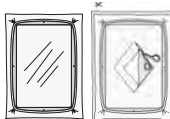
1   1236  
2537

2   1508  
2241

3   1327  
2539

✂ Carefully cut away the fabric,  
leave the stabilizer.

4   1327  
2539





**G 067**

Width: 94 mm

Height: 92 mm

Stitches: 10 149

Gütermann Sulky  
Robison - Anton

- × 1  1151  
2525
- × 2  1256  
2206
- 3  1534  
2528
- 4  0567  
2231

1:2



**G 068**

Width: 81 mm

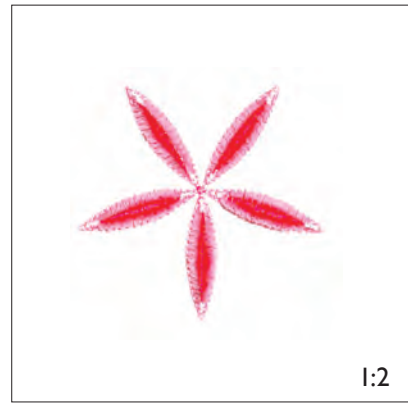
Height: 85 mm

Stitches: 7 409

Gütermann Sulky  
Robison - Anton

- 1  1167  
2557
- × 2  1256  
2259
- × 3  1231  
2261
- 4  1067  
2235
- 5  1231  
2261
- 6  1115  
2223

1:2



**G 072**

Width: 63 mm ✕ Thread Velvet™

Height: 61 mm

Stitches: 4 303

Gütermann Sulky  
Robison - Anton

- 1  1231  
2416
- 2  1225  
2423

1:2



**H 015**

Width: 110 mm \*

Height: 102 mm

Stitches: 9 832

Gütermann Sulky  
Robison - Anton

- 1  1001  
2343
- 2  1011  
2618
- 3  1025  
2400
- 4  1001  
2343
- 5  1001  
2343
- 6  1001  
2343
- 7  1005  
2296
- 8  1049  
2214
- 9  1005  
2296
- 10  1220  
2217
- 11  1005  
2296
- 12  1238  
2409
- 13  1147  
2263

\* Add appliqué fabric

✕ Trim appliqué fabric



**H 016**

Width: 97 mm \*

Height: 116 mm

Stitches: 9 400

Gütermann Sulky  
Robison - Anton

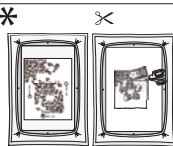
- 1  1165  
2283
- 2  1165  
2283
- 3  1165  
2283
- 4  1017  
2413
- 5  1028  
2206
- 6  1028  
2206
- 7  1028  
2206
- 8  1196  
2433
- 9  1037  
2420
- 10  1016  
2374
- 11  1017  
2413
- 12  1130  
2563
- 13  1025  
2400

\* Add appliqué fabric

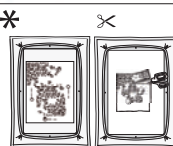
✕ Trim appliqué fabric

\* Add appliqué fabric

1:2



1:2






**H 021** | Width: 199 mm  
 Height: 224 mm  
 Stitches: 22 220

Gütermann Sulky  
 Robison - Anton

- 1  1247  
2372
- \* Add appliqué fabric
- 2  1247  
2372
- ✕ Trim appliqué fabric
- 3  1247  
2372
- 4  1232  
2315
- 5  1189  
2496
- 6  1219  
2418

1:2



**H 023** | Width: 62 mm  
 Height: 77 mm  
 Stitches: 8 735  
 Gütermann Sulky  
 Robison - Anton

- 1  1039  
2267

1:2




**H 024** | Width: 75 mm  
 Height: 85 mm  
 Stitches: 6 724

Gütermann Sulky  
 Robison - Anton

- 1  1308  
2497
- \* Add appliqué fabric
- 2  1308  
2497
- ✕ Trim appliqué fabric
- 3  1308  
2497

1:2





H 026 Width: 239 mm

Height: 341 mm


Stitches: 26 887

Gütermann Sulky  
Robison - Anton

- 1  1058  
2629
- \* Add appliqué fabric
- 2  1058  
2629
- ✂ Trim appliqué fabric
- 3  1058  
2629
- 4  1327  
2539
- \* Add appliqué fabric
- 5  1327  
2539
- ✂ Trim appliqué fabric
- 6  1327  
2539
- 7  1039  
2267
- \* Add appliqué fabric
- 8  1039  
2267
- ✂ Trim appliqué fabric
- 9  1039  
2267
- 10  1015  
2374
- 11  1246  
2329
- 12  1232  
2296
- \* Add appliqué fabric
- 13  1131  
2337
- ✂ Trim appliqué fabric
- 14  1131  
2337
- 15  1079  
2390
- 16  1196  
2524
- \* Add appliqué fabric
- 17  1196  
2524
- ✂ Trim appliqué fabric
- 18  1196  
2524



1:2





# H 027

Width: 254 mm

Height: 340 mm

Stitches: 40 863

Gütermann Sulky  
Robison - Anton

1  1147  
2378

\* Add appliqué fabric

2  1147  
2378

✗ Trim appliqué fabric

3  1147  
2378

4  1057  
2478

5  1253  
2529

\* Add appliqué fabric

6  1253  
2529


✗ Trim appliqué fabric

7  1253  
2529

8  1288  
2516

9  1127  
2582


\* Add appliqué fabric

10  1127  
2582


✗ Trim appliqué fabric

11  1127  
2582

12  7007  
1003

13  1236  
2537


\* Add appliqué fabric

14  1236  
2537

✗ Trim appliqué fabric

15  1236  
2537

16  1147  
2378

17  1236  
2537


18  1001  
2297

19  1214  
2563


20  1005  
2296

21  1039  
2623

22  1511  
2491

23  1158  
2227

\* Add appliqué fabric

24  1158  
2227


✗ Trim appliqué fabric

25  1158  
2227

26  1059  
2576

27  1063  
2343

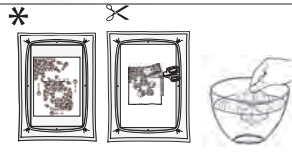
\* Add appliqué fabric

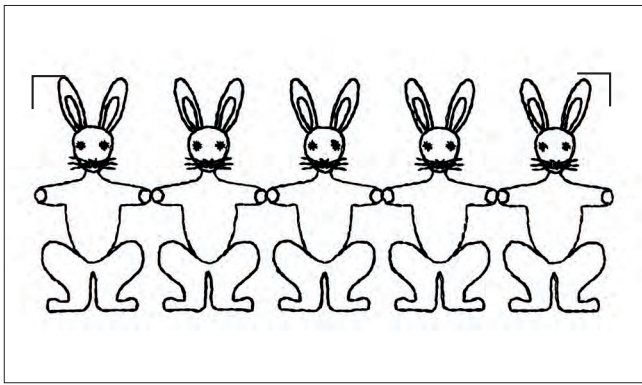
28  1063  
2343

✗ Trim appliqué fabric

29  1063  
2343

1:2





H 029

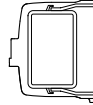
Width: 62 mm

Height: 154 mm

Stitches: 4 013

Gütermann Sulky  
Robison - Anton

1  1234  
2296








H 030

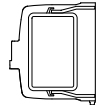
Width: 40 mm

Height: 165 mm

Stitches: 8 819

Gütermann Sulky  
Robison - Anton

1  1137  
2331  
2  1195  
2428  
3  1039  
2508  
4  1207  
2278  
5  1232  
2315





J 006

Width: 94 mm

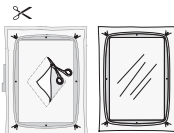
Height: 95 mm

Stitches: 24 957

Gütermann Sulky  
Robison - Anton

1  1082  
2232  
2  1082  
2232

Carefully cut away the fabric,  
leave the stabilizer.



J 007

Width: 96 mm

Height: 93 mm

Stitches: 19 709

Gütermann Sulky  
Robison - Anton

1  1071  
2574





J 008


Width: 96 mm

Height: 96 mm

Stitches: 18 873

Gütermann Sulky  
Robison - Anton

1  1082  
2232  
2  1082  
2232

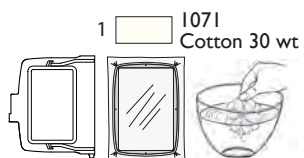






**J 011**


Width: 85 mm  
 Height: 136 mm  
 Stitches: 21 403  
 Gütermann Sulky



**J 012**


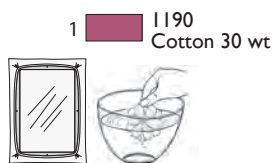
Width: 142 mm  
 Height: 234 mm  
 Stitches: 45 068  
 Gütermann Sulky

1  1071  
 Cotton 30 wt



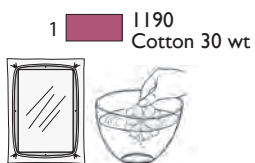
**J 013**

Width: 87 mm  
 Height: 87 mm  
 Stitches: 12 843  
 Gütermann Sulky



**J 014**

Width: 94 mm  
 Height: 94 mm  
 Stitches: 17 183  
 Gütermann Sulky




**J 015**

Width: 145 mm  
 Height: 231 mm  
 Stitches: 82 155  
 Gütermann Sulky  
 Robison - Anton

1  2599





**J 016**

Width: 36 mm

Height: 36 mm

Stitches: 3 237

Gütermann Sulky  
Cotton 30wt

1  1283

1:2



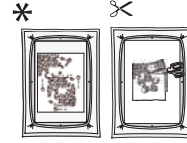
**K 027**





















Width: 143 mm

Height: 202 mm

Stitches: 20 963

Gütermann Sulky  
Robison - Anton



- |                        |  |                        |  |
|------------------------|--|------------------------|--|
| 1                      |  1056<br>2290   | 11                     |  1002<br>2574   |
| 2                      |  1104<br>2547   | 12                     |  1219<br>2484   |
| 3                      |  1049<br>2214   | 13                     |  1024<br>2464   |
| 4                      |  1256<br>2259   | 14                     |  1029<br>2433   |
| 5                      |  1231<br>2261   | * Add appliqué fabric  |  |
| 6                      |  1219<br>2484   | 15                     |  1143<br>2341   |
| * Add appliqué fabric  |  | ✂ Trim appliqué fabric |  |
| 7                      |  1024<br>2464   | 16                     |  1143<br>2341   |
| ✂ Trim appliqué fabric |  | 17                     |  1236<br>2582   |
| 8                      |  1024<br>2464 | 18                     |  1219<br>2484 |
| * Add appliqué fabric  |  | 19                     |  1056<br>2290 |
| 9                      |  1056<br>2290 | 20                     |  1058<br>2251 |
| ✂ Trim appliqué fabric |  |                        |  |
| 10                     |  1056<br>2290 |                        |  |

1:2













**L 011**

Width: 100 mm

Height: 101 mm

Stitches: 19 853

Gütermann Sulky  
Robison - Anton

- |   |  |    |  |
|---|--|----|--|
| 1 |  7003<br>1000 | 6  |  1265<br>2569 |
| 2 |  1035<br>2376 | 7  |  1021<br>2289 |
| 3 |  7011<br>1004 | 8  |  1247<br>2372 |
| 4 |  1263<br>2622 | 9  |  1186<br>2251 |
| 5 |  0621<br>2581 | 10 |  1059<br>2566 |

1:2

✂ THREAD VELVET™





**L 012**

Width: 110 mm

Height: 175 mm

Stitches: 31 659

Gütermann Sulky

Robison - Anton

1		7003	7		0621
		1000			2581
2		1059	8		1265
		2556			2569
3		7007	9		1021
		1001			2289
4		1055	10		1247
		2339			2372
5		7001	11		1186
		1004			2251
6		1263	12		1059
		2622			2556

✂ THREAD VELVET™



**L 013**

Width: 118 mm

Height: 86 mm


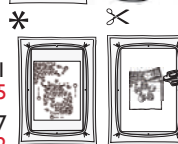
Stitches: 16 691

Gütermann Sulky

Robison - Anton

1		1001	6		0621
		2539			2205
*		1001	7		1247
		2539			2372
✂		1001	8		1131
		2539			2337
4		1061	9		1247
		2264			2372
5		1074			
		2300			

✂ THREAD VELVET™



**L 014**

Width: 112 mm ✂ THREAD VELVET™

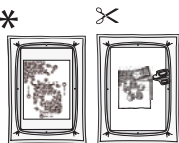
Height: 111 mm

Stitches: 12 676

Gütermann Sulky

Robison - Anton

1		1001	6		1207
		2539			2278
*		1001	7		1056
		2539			2477
✂		1001	8		1182
		2539			2387
4		1135	9		1294
		2586			2341
5		1173			
		2317			



**L 015**

Width: 116 mm ✂ THREAD VELVET™

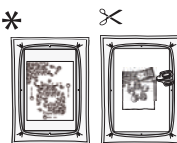
Height: 104 mm

Stitches: 16 881

Gütermann Sulky

Robison - Anton

1		1104	6		1207
		2282			2278
*		1104	7		1278
		2282			2240
✂		1104	8		1162
		2282			2444
4		1252	9		1103
		2388			2459
5		1269	10		1005
		2572			2296
			11		1241
					2729



**L 018**

Width: 55 mm

Height: 55 mm

Stitches: 7 131

Gütermann Sulky

Robison - Anton

1		1231
		2416
2		1308
		2497
3		1115
		2223
4		1005
		2296







**M 008**

Width: 112 mm  
Height: 145 mm  
Stitches: 5 011

Gütermann Sulky  
Robison - Anton

- |   |  |              |   |  |              |
|---|--|--------------|---|--|--------------|
| 1 |  | 1035<br>2249 | 3 |  | 1035<br>2376 |
| 2 |  | 1035<br>2249 | 4 |  | 1263<br>2622 |


\* Add appliqué fabric underneath the hoop.

✂ Carefully cut away the top fabric and stabilizer, leave the appliqué fabric underneath.

\* Reversed appliqué



1:2



**M 011**

Width: 90 mm  
Height: 122 mm

Stitches: 1 555

Gütermann Sulky  
Robison - Anton

- |     |  |              |
|-----|--|--------------|
| 1   |  | 1231<br>2416 |
| ❖ 2 |  | 1231<br>2416 |
| 3   |  | 1231<br>2416 |



Foot 1

1:2



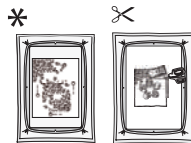
**M 012**

Width: 151 mm  
Height: 172 mm

Stitches: 12 987

Gütermann Sulky  
Robison - Anton

- |                        |  |              |                        |  |              |
|------------------------|--|--------------|------------------------|--|--------------|
| 1                      |  | 1154<br>2375 | 6                      |  | 1189<br>2496 |
| * Add appliqué fabric  |  |              | ✂ Trim appliqué fabric |  |              |
| 2                      |  | 1154<br>2375 | 7                      |  | 1189<br>2496 |
| ✂ Trim appliqué fabric |  |              | 8                      |  | 1227<br>2546 |
| 3                      |  | 1154<br>2375 | 9                      |  | 1067<br>2235 |
| * Add appliqué fabric  |  |              |                        |  |              |
| 4                      |  | 1191<br>2494 |                        |  |              |
| ✂ Trim appliqué fabric |  |              |                        |  |              |
| 5                      |  | 1191<br>2494 |                        |  |              |
| * Add appliqué fabric  |  |              |                        |  |              |



1:2



**M 013**

Width: 64 mm

Height: 64 mm

Stitches: 16 805

Gütermann Sulky  
Robison - Anton

1  1169  
2249

2  1039  
2508

3  1169  
2249

4  1039  
2508

1:2

THREAD VELVET™



**M 014**

Width: 75 mm

Height: 60 mm

Stitches: 15 101

Gütermann Sulky  
Robison - Anton

1  1169  
2249

2  1039  
2508

3  1169  
2249

4  1039  
2508

1:2

THREAD VELVET™



**M 015**

Width: 62 mm

Height: 47 mm

Stitches: 10 129

Gütermann Sulky  
Robison - Anton

1  1169  
2249

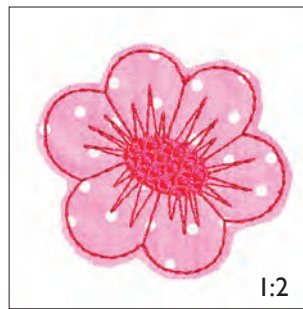
2  1039  
2508

3  1263  
2263

4  1039  
2508

1:2

THREAD VELVET™



**M 016**

Width: 65 mm

Height: 59 mm

Stitches: 1 791

Gütermann Sulky  
Robison - Anton

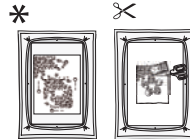
1  1308  
2497

2  1308  
2497

\* Add appliqué fabric

3  1231  
2416

1:2





**M 029** | Width: 144 mm  
 Height: 214 mm  
 Stitches: 31 797

Gütermann Sulky  
 Robison - Anton

1  1169  
 2225


(✂) Cut inside marked area  
 if not using INSPIRA™  
 Cutwork Needles

2  Needle #1


3  Needle #2

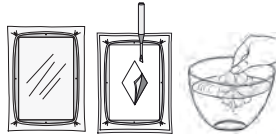
\* Add a heavy weight water  
 soluble stabilizer  
 underneath the hoop

4  1169  
 2225

 Trim and remove the  
 cut fabric

5  1169  
 2225

 Clean the Bobbin Area



**M 030** | Width: 98 mm  
 Height: 165 mm  
 Stitches: 23 154

Gütermann Sulky  
 Robison - Anton

1  1169  
 2225


(✂) Cut inside marked area  
 if not using INSPIRA™  
 Cutwork Needles

2  Needle #1

3  Needle #2

\* Add a heavy weight water  
 soluble stabilizer  
 underneath the hoop


4  1169  
 2225

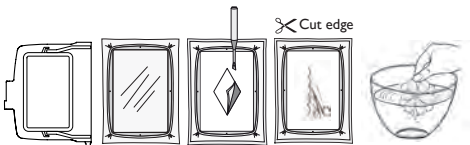
 Trim and remove the  
 cut fabric

5  1169  
 2225


 Cut edge

6  1169  
 2225

 Clean the Bobbin Area







**M 031**

Width: 165 mm

Height: 253 mm

Stitches: 27 033

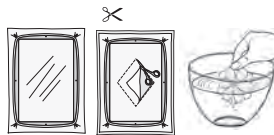
Gütermann Sulky  
Robison - Anton

1    1275  
2555

✂ Carefully cut away the fabric,  
leave the stabilizer.

2    1275  
2555

1:2



**M 032**

Width: 194 mm

Height: 338 mm

Stitches: 58 257

Gütermann Sulky  
Robison - Anton

1    1275  
2555

✂ Carefully cut away the fabric,  
leave the stabilizer.

2    1275  
2555

✂ Carefully cut away the fabric,  
leave the stabilizer.

3    1275  
2555


✂ Carefully cut away the fabric,  
leave the stabilizer.

4    1275  
2555

✂ Carefully cut away the fabric,  
leave the stabilizer.

5    1275  
2555






1:2





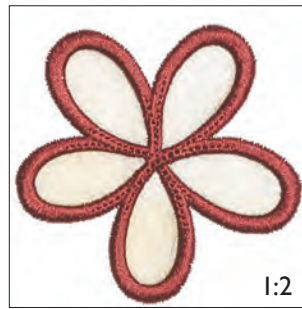
**M 036** | Width: 146 mm  
 Height: 225 mm  
 Stitches: 13 752

Gütermann Sulky  
 Robison - Anton

- 1  1214  
2339
- 2  1189  
2563
- 3  1237  
2608
- ❖4  1082  
2232
- ❖5  1267  
2610



1:2



**M 045** | Width: 75 mm  
 Height: 73 mm  
 Stitches: 5 225

Gütermann Sulky  
 Robison - Anton


- 1  1308  
2497

✂ Carefully cut away the fabric,  
 leave the stabilizer.

- 2  1308  
2497



1:2



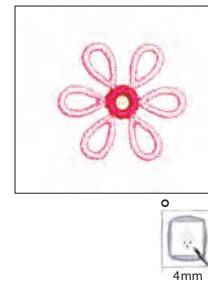
**M 046** | Width: 134 mm  
 Height: 133 mm  
 Stitches: 803

Gütermann Sulky  
 Robison - Anton

- ❖1  1308  
2497




1:2



**M 048** | Width: 34 mm  
 Height: 31 mm  
 Stitches: 1 111

Gütermann Sulky  
 Robison - Anton

- 1  1225  
2423

★  Add a heavy weight water  
 soluble stabilizer  
 underneath the hoop

- 2  1231  
2416

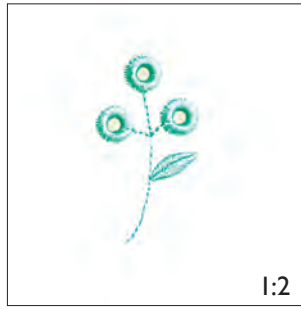




**M 057** | Width: 114 mm  
 Height: 90 mm  
 Stitches: 5 259

Gütermann Sulky  
 Robison - Anton


- 1  1308  
2497
- ✂ 2  1035  
2376
- ✂ 3  1231  
2416
- 4  1225  
2423



**M 059** | Width: 28 mm  
 Height: 50 mm  
 Stitches: 685

Gütermann Sulky  
 Robison - Anton

- 1  1288  
2516
- \*  Add a heavy weight water soluble stabilizer underneath the hoop
- 2  1288  
2516



**M 060** | Width: 69 mm  
 Height: 148 mm  
 Stitches: 7 233

Gütermann Sulky  
 Robison - Anton

- 1  1278  
2578
- ✂ 2  0526  
2527
- ✂ 3  1250  
2520
- 4  1288  
2516
- 5  1278  
2578
- 6  1288  
2516
- 7  1278  
2578



**M 067** | Width: mm  
 Height: mm  
 Stitches:

Gütermann Sulky  
 Robison - Anton

- 1  1290  
2730
- 2  1080  
2588
- 3  1123  
2466
- \*  Add a heavy weight water soluble stabilizer underneath the hoop
- 4  1112  
2628
- 5  1112  
2628
- 6  1123  
2466

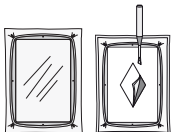


**M 068** | Width: 65 mm  
 Height: 90 mm  
 Stitches: 3 233


Gütermann Sulky  
 Robison - Anton

- 1  1249  
2433
- 2  1177  
2457
- 3  1115  
2276
- ✂ 4  1115  
2276

Carefully cut away the fabric, leave the stabilizer.








**M 076** Width: 136 mm  
 Height: 139 mm  
 Stitches: 14 156

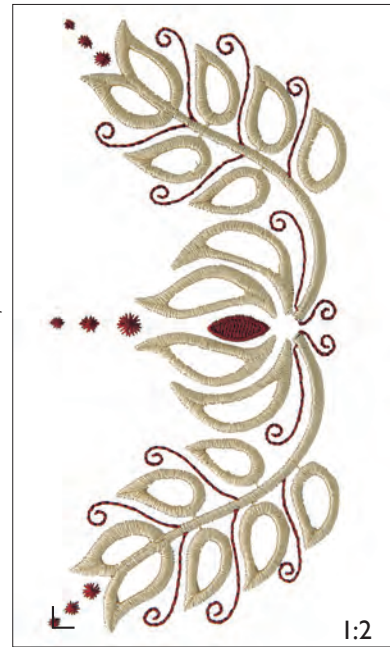
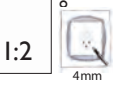
Gütermann Sulky  
 Robison - Anton

1  1249  
 2485

2  1127  
 2582

\*  Add a heavy weight water soluble stabilizer underneath the hoop

3  1127  
 2582



**M 078** Width: 80 mm  
 Height: 166 mm  
 Stitches: 11 292

Gütermann Sulky  
 Robison - Anton


1  1169  
 2249

2  1127  
 2476

✂ Carefully cut away the fabric, leave the stabilizer.


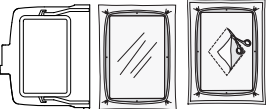
3  1127  
 2476

✂ Carefully cut away the fabric, leave the stabilizer.

4  1127  
 2476

✂ Carefully cut away the fabric, leave the stabilizer.

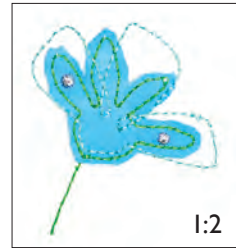
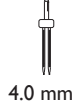
5  1127  
 2476



**M 079** Width: 95 mm  
 Height: 102 mm  
 Stitches: 3 164

Gütermann Sulky  
 Robison - Anton


1  1308  
 2497



**M 077** Width: 47 mm  
 Height: 54 mm  
 Stitches: 527

1  1278  
 2578

\* Add appliqué fabric

2  1278  
 2578

✂ Trim appliqué fabric

3  1288  
 2516

4  1329  
 2585




**M 080** Width: 58 mm  
 Height: 90 mm  
 Stitches: 14 043

Gütermann Sulky  
 Robison - Anton

1 (Use only on multi-layer)  
 Felting Needles

2  Felting Needles

 Clean the Bobbin Area



**N 018** Width: 20 mm  
 Height: 34 mm  
 Stitches: 1 169

Gütermann Sulky  
 Robison - Anton

1  1223  
 2525

2  1028  
 2206

3  1028  
 2206

✂ THREAD VELVET™



**Belle**

15 mm 0.6"

10 mm 0.4"

*ABab12*

**Block**

15 mm 0.6"

10 mm 0.4"

**ABab12**

**Clarendon** 20 mm 0,8"

30 mm 1.2" 12 mm 0,5"

**ABab12**

**Kalligraphia** 20 mm 0,8"

30 mm 1.2" 12 mm 0,5"

*ABab12*



Palace Script 20 mm 0,8"  
30 mm 1.2" 12 mm 0,5"

A B a b 1 2

Mesa 20 mm 0,8"  
30 mm 1.2" 12 mm 0,5"

A B C a b c 1 2 3

Swirl 50 mm 2"  
60 mm 2.4" 40 mm 1.6"

A B a b 1 2

1:2

UC Sport  
80 mm 3.1"  
60 mm 2.4"  
40 mm 1.6"

A B 1 2

1:2